



## 昱能 APAC 配件

### APsystems (APAC) Accessories

Rev 2.9

ALTENERGY POWER SYSTEM Inc.  
global.APsystems.com

APsystems Australia  
Suite 502, 8 Help Street, Chatswood NSW 2067 Australia  
Tel: +61 (0)2-8034-6587  
Mail: info.apac@APsystems.com

© All Rights Reserved

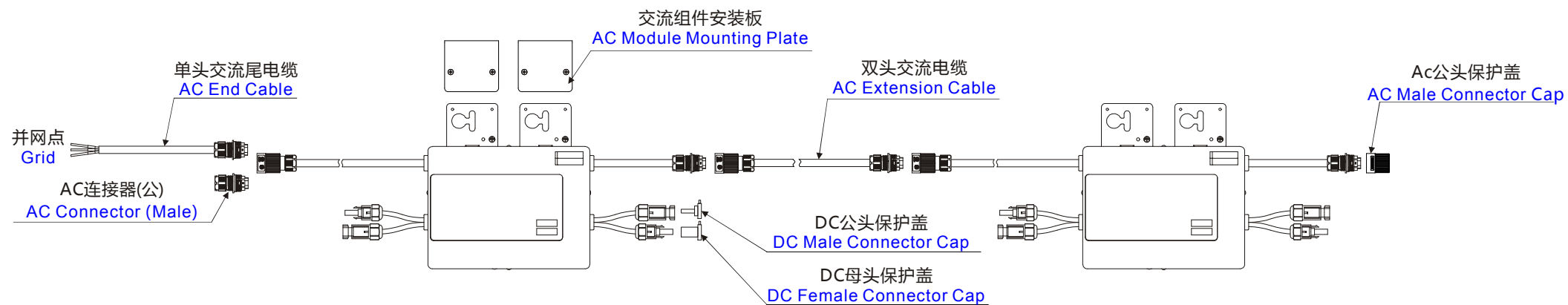
## 目录 Contents

YC500A 配件 YC500A Accessory.....	3
1. 接线示意图 Wiring Diagram.....	3
2. 配件汇总表 Accessories Summary.....	4
3. 实物图 Physical Picture.....	5
YC500I 配件 YC500I Accessory.....	6
1. 接线示意图 Wiring Diagram.....	6
2. 配件汇总表 Accessories Summary.....	7
3. 实物图 Physical Picture.....	9
YC600 配件 YC600 Accessory.....	10
1. 接线示意图 Wiring Diagram.....	10
2. 配件汇总表 Accessories Summary.....	11
3. 实物图 Physical Picture.....	13
YC1000-3 配件 YC1000-3 Accessory.....	14
1. 接线示意图 Wiring Diagram.....	14
2. 配件汇总表 Accessories Summary.....	15
3. 实物图 Physical Picture.....	16
QS1 配件 QS1 Accessory.....	17
1. 接线示意图 Wiring Diagram.....	17
2. 配件汇总表 Accessories Summary.....	18
3. 实物图 Physical Picture.....	19
ECU-C 配件 ECU-C Accessory.....	20
1. 接线示意图 Wiring Diagram.....	20
2. 配件汇总表 Accessories Summary.....	21
3. 实物图 Physical Picture.....	21
OPT700 配件 OPT700 Accessory.....	22
1. 接线示意图 Wiring Diagram.....	22
2. 配件汇总表 Accessories Summary.....	23

3. 实物图 Physical Picture.....	23
OPT700-RS 配件 OPT700-RS Accessory.....	24
1. 接线示意图 Wiring Diagram.....	24
2. 配件汇总表 Accessories Summary.....	25
3. 实物图 Physical Picture.....	25

## YC500A 配件 YC500A Accessory








### 1. 接线示意图 Wiring Diagram



## 2. 配件汇总表 Accessories Summary

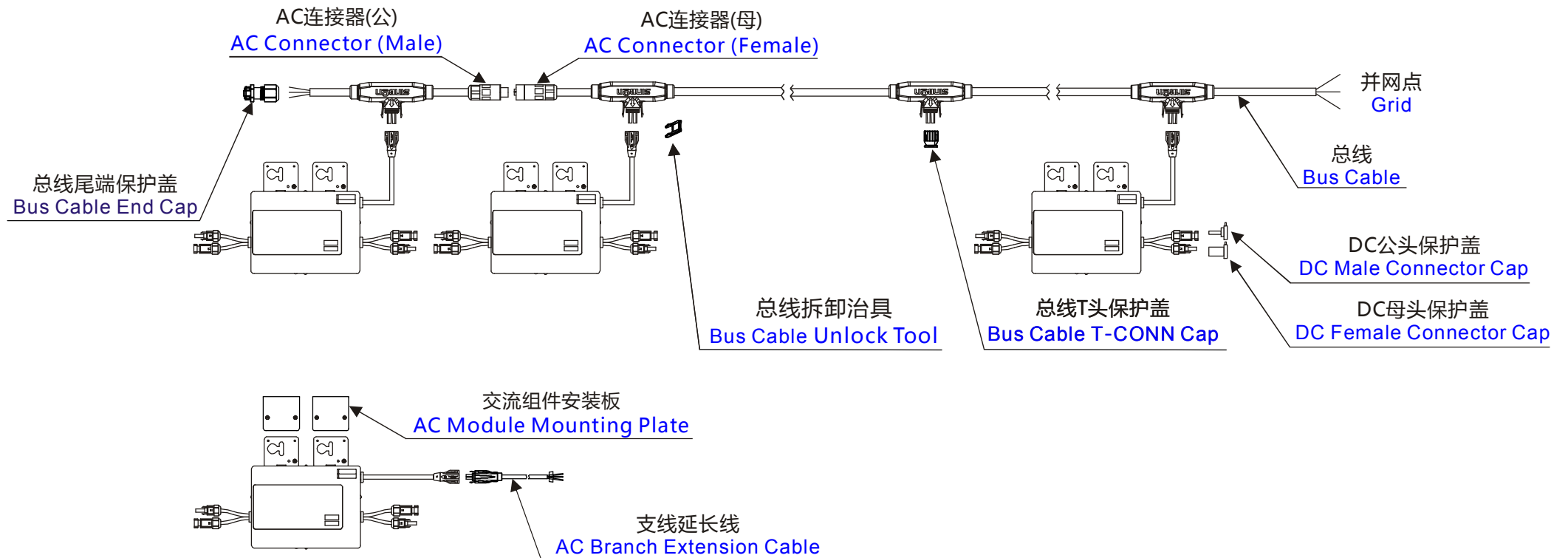
地区 Region		配件 Accessories						
		单头交流尾电缆 ( 选配 ) AC End Cable ( Optional )	双头交流电缆 ( 选配 ) AC Extension Cable ( Optional )	AC 母头保护盖 ( 必配 ) AC Female Connector Cap ( Mandatory )	AC 连接器 ( 母 ) ( 选配 ) AC Connector ( Female ) ( Optional )	DC 公头保护盖 ( 选配 ) DC Male Connector Cap ( Optional )	DC 母头保护盖 ( 选配 ) DC Female Connector Cap ( Optional )	交流组件安装板 ( 选配 ) AC Module Mounting Plate ( Optional )
APAC	<b>澳大利亚</b> Australia -SAA (101024) <b>斯里兰卡</b> Sri Lanka	2334011132_2m 单头交流尾电缆 (12AWG,TC-ER,25A,棕-蓝-黄绿) ( 见图 A ) 2334011132_2m AC End Cable (12AWG, TC,25A, BN-BU-YG) ( See Pic. A )	2335011132_2m 双头交流电缆 (12AWG,TC-ER,25A,棕-蓝-黄绿) ( 见图 B ) 2335011132_2m AC Ext-Cable (12AWG,TC,25A,BN-BU-YG) ( See Pic. B )	2061002002_25A 母头保护盖(EN,三芯) ( 见图 C ) 2061002002_25 A AC Female Connector Cap ( See Pic. C )	2300532032 AC 连接器 (EN,三芯, 25A,母) ( 见图 D ) 2300532032_25 A AC Female Connector (EN,3-wire) ( See Pic. D )	2060401006 DC 公头保护盖 ( MC4 ) ( 见图 E ) 2060401006 DC Male Connector Cap ( MC4 ) ( See Pic. E )	2060402006 DC 母头保护盖 ( MC4 ) ( 见图 F ) 2060402006 DC Female Connector Cap ( MC4 ) ( See Pic. F )	2160140014 交流组件安装板 ( 见图 G ) 2160140014 AC Module Mounting Plate ( See Pic. G )
	其他 Others	2334011132_2m 单头交流尾电缆 (12AWG,TC-ER,25A,棕-蓝-黄绿) ( 见图 A ) 2334011132_2m AC End Cable (12AWG, TC,25A, BN-BU-YG) ( See Pic. A )  2334012122_2m 单头交流尾电缆 (12AWG, TC-ER cUL,25A,黑-红-白) ( 见图 A ) 2334012122_2m AC End Cable ( 12AWG,TC-ER cUL, 25A,BK-RD-WH ) ( See Pic. A )	2335011132_2m 双头交流电缆 (12AWG,TC-ER,25A,棕-蓝-黄绿) ( 见图 B ) 2335011132_2m AC Ext-Cable (12AWG,TC,25A,BN-BU-YG) ( See Pic. B )  2335012122_2m 双头交流电缆 (12AWG, TC-ER cUL, 25A,黑-红-白) ( 见图 B ) 2335012122_2m AC Extension Cable ( 12AWG, TC-ER cUL,25A, BK-RD-WH ) ( See Pic. B )	2061002002_25A 母头保护盖(EN,三芯) ( 见图 C ) 2061002002_25 A AC Female Connector Cap ( See Pic. C )	2300532032 AC 连接器 (EN,三芯, 25A,母) ( 见图 D ) 2300532032_25 A AC Female Connector (EN,3-wire) ( See Pic. D )	2060401006 DC 公头保护盖 ( MC4 ) ( 见图 E ) 2060401006 DC Male Connector Cap ( MC4 ) ( See Pic. E )	2060402006 DC 母头保护盖 ( MC4 ) ( 见图 F ) 2060402006 DC Female Connector Cap ( MC4 ) ( See Pic. F )	2160140014 交流组件安装板 ( 见图 G ) 2160140014 AC Module Mounting Plate ( See Pic. G )

### 3. 实物图 Physical Picture

<b>单头交流尾电缆</b> <b>AC End Cable</b>	<b>双头交流电缆</b> <b>AC Extension Cable</b>	<b>AC 母头保护盖</b> <b>AC Female Connector Cap</b>	<b>AC 连接器(母)</b> <b>AC Connector(Female)</b>	<b>DC 公头保护盖</b> <b>DC Male Connector Cap</b>
 <p>图 A Pic. A</p>	 <p>图 B Pic. B</p>	 <p>图 C Pic. C</p>	 <p>图 D Pic. D</p>	 <p>图 E Pic. E</p>
<b>DC 母头保护盖</b> <b>DC Female Connector Cap</b>	<b>交流组件安装板</b> <b>AC Module Mounting Plate</b>			
 <p>图 F Pic. F</p>	 <p>图 G Pic. G</p>			

## YC500I 配件 YC500I Accessory

### 1. 接线示意图 Wiring Diagram



**APsystems**

APsystems Australia  
Suite 502, 8 Help Street, Chatswood NSW 2067 Australia  
+61 (0)2-8034-6587 | [global.APsystems.com](http://global.APsystems.com)

## 2. 配件汇总表 Accessories Summary

地区 Region		配件 Accessories									
		总线 (必配) Bus Cable (Mandatory)	支线延长线 (选配) AC Branch Extension Cable (Optional)	总线尾端保 护盖 (必配) Bus Cable End Cap (Mandatory)	总线 T 头保 护盖 (选配) Bus Cable T-CONN Cap (Optional)	总线拆卸治 具 (必配) Bus Cable Unlock Tool (Mandatory)	DC 公头保护 盖 (选配) DC Male Connector Cap (Optional)	DC 母头保护 盖 (选配) DC Female Connector Cap (Optional)	AC 连接器 (公)(选配) AC Connector (Male) (Optional)	AC 连接器 (母)(选配) AC Connector (Female) (Optional)	交流组件安 装板 (选配) AC Module Mounting Plate (Optional)
APAC	澳大利亚 Australia	2322300153_三 芯总线 2.5mm <sup>2</sup> , PV07AC-F, 2m, 棕-蓝-黄绿) (见图 A)	2334031132_三芯支 线延长线 (1.0mm <sup>2</sup> , PV07AC-F, 2m, 棕- 蓝-黄绿) (见图 B)	2060700007 _三/四芯总 线尾端保护 盖 (见图 C)	2060632007 _三/四芯总 线T头保护盖 (见图 D)	2351000001 _三/四芯总 线拆卸治具 (见图 E)	2060401006 _DC 公头保 护盖 (MC4) (见图 F)	2060402006 _DC 母头保 护盖 (MC4) (见图 G)	2300531032 _AC 连接器 (EN,三芯, 25A,公) (见图 H)	2300532032 _AC 连接器 (EN,三芯, 25A,母) (见图 I)	2160140014 _交流组件安 装板 (见图 J)
	斯里 兰卡 Sri Lanka	2322300153_3C Bus Cable (2.5mm <sup>2</sup> , PV, 2m,BN-BU-YG) (See Pic. A)	2334031132_3C Br. Ext-Cable(1.0mm <sup>2</sup> , PV,2m,BN-BU-YG) (See Pic. B)	2060700007_ 3/4-wire Bus Cable End Cap (See Pic. C)	2060632007_ 3/4-wire Bus Cable T-CONN Cap (See Pic. D)	2351000001_ 3/4-wire Bus Cable Unlock Tool (See Pic. E)	2060401006_ DC Male Connector Cap (MC4) (See Pic. F)	2060402006_ DC Female Connector Cap (MC4) (See Pic. G)	2300531032_ 25A AC Male Connector (EN,3-wire) (See Pic. H)	2300532032_ 25A AC Female Connector (EN,3-wire) (See Pic. I)	2160140014_ AC Module Mounting Plate (See Pic. J)



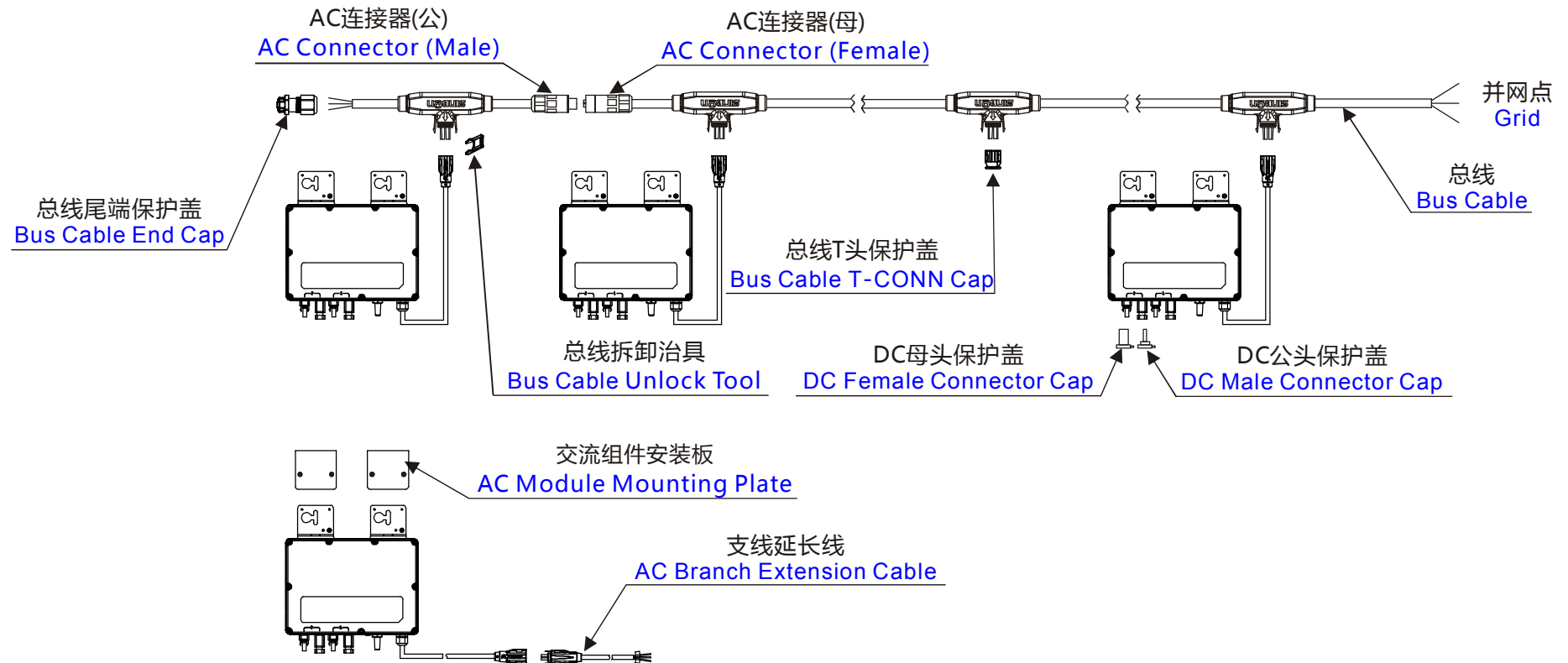
地区 Region		配件 Accessories									
		总线 (必配) Bus Cable (Mandatory)	支线延长线 (选配) AC Branch Extension Cable (Optional)	总线尾端保 护盖 (必配) Bus Cable End Cap (Mandatory)	总线 T 头保 护盖 (选配) Bus Cable T-CONN Cap (Optional)	总线拆卸治 具 (必配) Bus Cable Unlock Tool (Mandatory)	DC 公头保护 盖 (选配) DC Male Connector Cap( Optional)	DC 母头保护 盖 (选配) DC Female Connector Cap( Optional)	AC 连接器 (公)(选配) AC Connector (Male) (Optional)	AC 连接器 (母)(选配) AC Connector (Female) (Optional)	交流组件安 装板 (选配) AC Module Mounting Plate (Optional)
APAC	其他 Others	2322300153_三 芯总线( 2.5mm <sup>2</sup> , PV07AC-F, 2m , 棕-蓝-黄绿 ) ( 见图 A ) 2322300153_3C Bus Cable (2.5mm <sup>2</sup> , PV, 2m,BN-BU-YG) ( See Pic. A )	2334031132_三芯支 线延长线 ( 1.0mm <sup>2</sup> , PV07AC-F, 2m , 棕-蓝-黄绿 ) ( 见图 B ) 2334031132_3C Br. Ext-Cable(1.0mm <sup>2</sup> , PV,2m,BN-BU-YG) ( See Pic. B )	2060700007 _三/四芯总 线尾端保护 盖 ( 见图 C ) 2060700007_ 3/4-wire Bus Cable End Cap ( See Pic. C )	2060632007 _三/四芯总 线 T 头保护盖 ( 见图 D ) 2060632007_ 3/4-wire Bus Cable T-CONN Cap ( See Pic. D )	2351000001 _三/四芯总 线拆卸治具 ( 见图 E ) 2351000001_ 3/4-wire Bus Cable Unlock Tool ( See Pic. E )	2060401006 _DC 公头保 护盖 ( MC4 ) ( 见图 F ) 2060401006_ DC Male Connector Cap ( MC4 ) ( See Pic. F )	2060402006 _DC 母头保 护盖 ( MC4 ) ( 见图 G ) 2060402006_ DC Female Connector Cap ( MC4 ) ( See Pic. G )	2300531032 _AC 连接器 (EN,三芯, 25A,公) ( 见图 H ) 2300531032_ 25A AC Male Connector (EN,3-wire) ( See Pic. H )	2300532032 _AC 连接器 (EN,三芯, 25A,母) ( 见图 I ) 2300532032_ 25A AC Female Connector (EN,3-wire) ( See Pic. I )	2160140014 _交流组件安 装板 ( 见图 L ) 2160140014_ AC Module Mounting Plate ( See Pic. L )
		2322308153_四 芯总线(12AWG, TC-ER cUL,2m, 黑-红-白-绿) ( 见图 A ) 2322308153_4-wire Bus Cable (12AWG, TC-ER cUL, 2m, BK-RD-WT- GN) ( See Pic. A )	2334041152_四芯支 线延长线(18AWG, TC-ER cUL,2m, 黑-红-白-绿) ( 见图 B ) 2334041152_4-wire Branch Extension Cable (18AWG, TC-ER cUL, 2m, BK-RD-WT-GN) ( See Pic. B )						2300711032 _AC 连接器 (EN,五芯, 25A,公) ( 见图 J ) 2300711032_ 25A AC Male Connector (EN,5-wire) ( See Pic. J )	2300812032 _AC 连接器 (EN,五芯, 25A,母) ( 见图 K ) 2300812032_ 25A AC Female Connector (EN,5-wire) ( See Pic. K )	

### 3. 实物图 Physical Picture

<b>总线</b> <b>Bus Cable</b>	<b>支线延长线</b> <b>AC Branch Extension Cable</b>	<b>总线尾端保护盖</b> <b>Bus Cable End Cap</b>	<b>总线 T 头保护盖</b> <b>Bus Cable T-CONN Cap</b>	<b>总线拆卸治具</b> <b>Bus Cable Unlock Tool</b>	<b>DC 公头保护盖</b> <b>DC Male Connector Cap</b>	<b>DC 母头保护盖</b> <b>DC Female Connector Cap</b>
 <p>图 A Pic. A</p>	 <p>图 B Pic. B</p>	 <p>图 C Pic. C</p>	 <p>图 D Pic. D</p>	 <p>图 E Pic. E</p>	 <p>图 F Pic. F</p>	 <p>图 G Pic. G</p>
<b>AC 连接器 (公)</b> <b>AC Connector (Male)</b>	<b>AC 连接器 (母)</b> <b>AC Connector (Female)</b>	<b>AC 连接器 (公)</b> <b>AC Connector (Male)</b>	<b>AC 连接器 (母)</b> <b>AC Connector (Female)</b>	<b>交流组件安装板</b> <b>AC Module Mounting Plate</b>		
 <p>图 H Pic. H</p>	 <p>图 I Pic. I</p>	 <p>图 J Pic. J</p>	 <p>图 K Pic. K</p>	 <p>图 L Pic. L</p>		

## YC600 配件 YC600 Accessory

### 1. 接线示意图 Wiring Diagram



## 2. 配件汇总表 Accessories Summary

地区 Region		配件 Accessories									
		总线 (必配) Bus Cable (Mandatory)	支线延长线 (选配) AC Branch Extension Cable (Optional)	总线尾端保 护盖 (必配) Bus Cable End Cap (Mandatory)	总线 T 头保 护盖 (选配) Bus Cable T-CONN Cap (Optional)	总线拆卸治 具 (必配) Bus Cable Unlock Tool (Mandatory)	DC 公头保护 盖 (选配) DC Male Connector Cap (Optional)	DC 母头保护 盖 (选配) DC Female Connector Cap (Optional)	AC 连接器 (公)(选配) AC Connector (Male) (Optional)	AC 连接器 (母)(选配) AC Connector (Female) (Optional)	交流组件安 装板 (选配) AC Module Mounting Plate (Optional)
APAC	澳大利亚 Australia -SAA (104024)	2322300153_三 芯总线 2.5mm <sup>2</sup> , PV07AC-F, 2m, 棕-蓝-黄绿) (见图 A) 2322300153_3C Bus Cable (2.5mm <sup>2</sup> , PV, 2m,BN-BU-YG) ( See Pic. A )	2334031132_三 芯支线延长线 ( 1.0mm <sup>2</sup> , PV07AC-F, 2m, 棕-蓝-黄绿 ) (见图 B) 2334031132_3C Br. Ext-Cable(1.0mm <sup>2</sup> , PV,2m,BN-BU-YG) ( See Pic. B )	2060700007 _三/四芯总 线尾端保护 盖 (见图 C) 2060700007_ 3/4-wire Bus Cable End Cap ( See Pic. C )	2060632007 _三/四芯总 线T头保护盖 (见图 D) 2060632007_ 3/4-wire Bus Cable T-CONN Cap ( See Pic. D )	2351000001 _三/四芯总 线拆卸治具 (见图 E) 2351000001_ 3/4-wire Bus Cable Unlock Tool ( See Pic. E )	2060401006 _DC 公头保 护盖 ( MC4 ) (见图 F) 2060401006_ DC Male Connector Cap ( MC4 ) ( See Pic. F )	2060402006 _DC 母头保 护盖 ( MC4 ) (见图 G) 2060402006_ DC Female Connector Cap ( MC4 ) ( See Pic. G )	2300531032 _AC 连接器 (EN,三芯, 25A,公) (见图 H) 2300531032_ 25A AC Male Connector (EN,3-wire) ( See Pic. H )	2300532032 _AC 连接器 (EN,三芯, 25A,母) (见图 I) 2300532032_ 25A AC Female Connector (EN,3-wire) ( See Pic. I )	2160140014 _交流组件安 装板 (见图 J) 2160140014_ AC Module Mounting Plate ( See Pic. J )

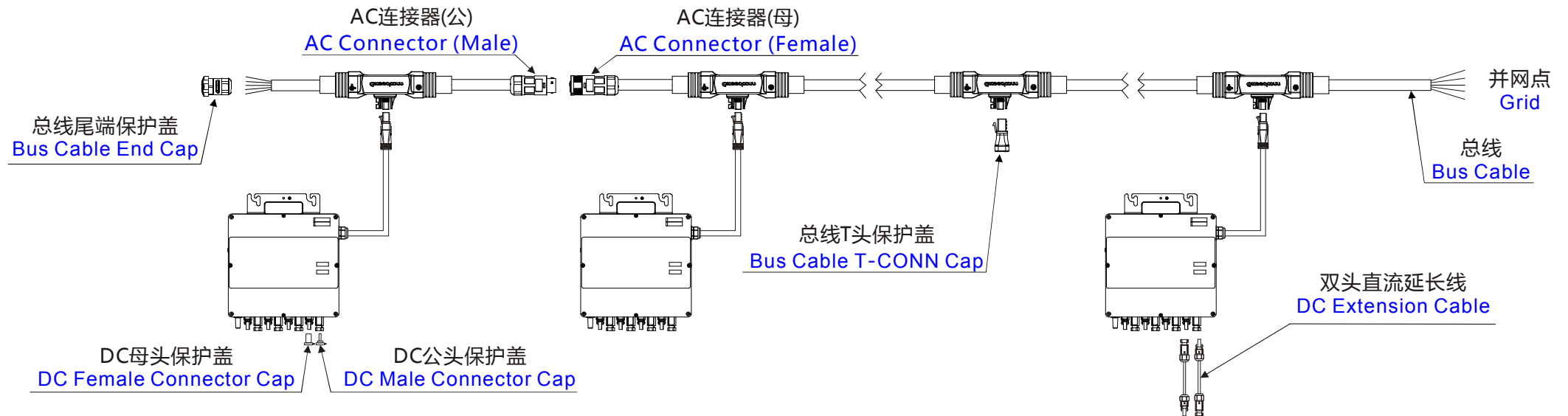
地区 Region		配件 Accessories									
		总线 ( 标配 ) Bus Cable ( Mandatory )	支线延长线 ( 选配 ) AC Branch Extension Cable ( Optional )	总线尾端保 护盖 ( 标配 ) Bus Cable End Cap ( Mandatory )	总线 T 头保 护盖 ( 选配 ) Bus Cable T-CONN Cap ( Optional )	总线拆卸治 具 ( 标配 ) Bus Cable Unlock Tool ( Mandatory )	DC 公头保护 盖 ( 选配 ) DC Male Connector Cap( Optional )	DC 母头保护 盖 ( 选配 ) DC Female Connector Cap( Optional )	AC 连接器 ( 公 )( 选配 ) AC Connector ( Male ) ( Optional )	AC 连接器 ( 母 )( 选配 ) AC Connector ( Female ) ( Optional )	交流组件安装 板 ( 选配 ) AC Module Mounting Plate ( Optional )
APAC	其他 Others	2322300153_三 芯总线( 2.5mm <sup>2</sup> , PV07AC-F , 2m , 棕-蓝-黄绿 ) ( 见图 A ) <b>2322300153_3C Bus Cable(2.5mm<sup>2</sup> , PV, 2m,BN-BU-YG)</b> ( See Pic. A ) 2322321352_三 芯总线(12AWG , TC-ER cUL , 2m , 黑-红-绿 ) ( 见图 A ) <b>2322321352_3-wire Bus Cable (12AWG, TC-ER cUL, 2m, BK-RD-GN)</b> ( See Pic. A )	2334031132_三芯 支线延长线 ( 1.0mm <sup>2</sup> , PV07AC-F , 2m , 棕-蓝-黄绿 ) ( 见图 B ) <b>2334031132_3C Br. Ext-Cable(1.0mm<sup>2</sup>, PV,2m,BN-BU-YG)</b> ( See Pic. B ) 2334039112_三芯 支线延长线 (18AWG , TC-ER cUL , 2m , 黑-红- 绿 ) ( 见图 B ) <b>2334039112_3-wire Branch Extension Cable(18AWG, TC-ER cUL, 2m, BK-RD-GN)</b> ( See Pic. B )	2060700007 _三/四芯总 线尾端保护 盖 ( 见图 C ) <b>2060700007_ 3/4-wire Bus Cable End Cap</b> ( See Pic. C )	2060632007 _三/四芯总 线T头保护盖 ( 见图 D ) <b>2060632007_ 3/4-wire Bus Cable T-CONN Cap</b> ( See Pic. D )	2351000001 _三/四芯总 线拆卸治具 ( 见图 E ) <b>2351000001_ 3/4-wire Bus Cable Unlock Tool</b> ( See Pic. E )	2060401006 _DC 公头保 护盖 ( MC4 ) ( 见图 F ) <b>2060401006_ DC Male Connector Cap ( MC4 )</b> ( See Pic. F )	2060402006 _DC 母头保 护盖 ( MC4 ) ( 见图 G ) <b>2060402006_ DC Female Connector Cap ( MC4 )</b> ( See Pic. G )	2300531032 _AC 连接器 (EN,三芯, 25A,公) ( 见图 H ) <b>2300531032_ 25A AC Male Connector (EN,3-wire)</b> ( See Pic. H )	2300532032 _AC 连接器 (EN,三芯, 25A,母) ( 见图 I ) <b>2300532032_ 25A AC Female Connector (EN,3-wire)</b> ( See Pic. I )	2160140014 _交流组件安 装板 ( 见图 J ) <b>2160140014_ AC Module Mounting Plate</b> ( See Pic. J )

### 3. 实物图 Physical Picture

<b>总线</b> <b>Bus Cable</b>	<b>支线延长线</b> <b>AC Branch Extension Cable</b>	<b>总线尾端保护盖</b> <b>Bus Cable End Cap</b>	<b>总线 T 头保护盖</b> <b>Bus Cable T-CONN Cap</b>	<b>总线拆卸治具</b> <b>Bus Cable Unlock Tool</b>	<b>DC 公头保护盖</b> <b>DC Male Connector Cap</b>
 <p>图 A Pic. A</p>	 <p>图 B Pic. B</p>	 <p>图 C Pic. C</p>	 <p>图 D Pic. D</p>	 <p>图 E Pic. E</p>	 <p>图 F Pic. F</p>
<b>DC 母头保护盖</b> <b>DC Female Connector Cap</b>	<b>AC 连接器 (公)</b> <b>AC Connector (Male)</b>	<b>AC 连接器 (母)</b> <b>AC Connector (Female)</b>	<b>交流组件安装板</b> <b>AC Module Mounting Plate</b>		
 <p>图 G Pic. G</p>	 <p>图 H Pic. H</p>	 <p>图 I Pic. I</p>	 <p>图 J Pic. J</p>		

## YC1000-3 配件 YC1000-3 Accessory

### 1. 接线示意图 Wiring Diagram



**APsystems**

APsystems Australia  
Suite 502, 8 Help Street, Chatswood NSW 2067 Australia  
+61 (0)2-8034-6587 | [global.APsystems.com](http://global.APsystems.com)

## 2. 配件汇总表 Accessories Summary

地区 Region		配件 Accessory							
		总线 ( 必配 ) Bus Cable ( Mandatory )	总线尾端保护盖 ( 必配 ) Bus Cable End Cap ( Mandatory )	总线 T 头保护盖 ( 选配 ) Bus Cable T-CONN Cap ( Optional )	双头直流延长线 ( 选配 ) DC Extension Cable ( Optional )	DC 公头保护盖 ( 选配 ) DC Male Connector Cap ( Optional )	DC 母头保护盖 ( 选配 ) DC Female Connector Cap ( Optional )	AC 连接器 ( 公 ) ( 选配 ) AC Connector ( Male ) ( Optional )	AC 连接器 ( 母 ) ( 选配 ) AC Connector ( Female ) ( Optional )
APAC	<b>澳大利亚</b> Australia -SAA (103024)	2322302652_五芯总线(14AWG,TC-ER, 2m,棕-黑-灰-浅蓝-黄绿) ( 见图 A ) 2322302652_5C Bus Cable(14AWG,TC, 2m,BN-BK-GY-BU-YG) ( See Pic. A ) 2322402652_五芯总线(14AWG,TC-ER, 4m,棕-黑-灰-浅蓝-黄绿) ( 见图 A ) 2322402652_5C Bus Cable(14AWG,TC, 4m,BN-BK-GY-BU-YG) ( See Pic. A )			2310310274_1m 双头直流延长线(MC4) ( 见图 D ) 2310310274_1m DC Extension Cable ( MC4 ) ( See Pic. D ) 2310360214_2m 双头直流延长线(MC4) ( 见图 D ) 2310360214_2m DC Extension Cable ( MC4 ) ( See Pic. D )	2060401006_DC 公头保护盖 ( MC4 ) ( 见图 E ) 2060401006_DC Male Connector Cap ( MC4 ) ( See Pic. E )	2060402006_DC 母头保护盖 ( MC4 ) ( 见图 F ) 2060402006_DC Female Connector Cap ( MC4 ) ( See Pic. F )	2300711032_AC 连接器 (EN,五芯, 25A,公) ( 见图 G ) 2300711032_25A AC Male Connector (EN,5-wire) ( See Pic. G )	2300812032_AC 连接器 (EN,五芯, 25A,母) ( 见图 H ) 2300812032_25A AC Female Connector (EN,5-wire) ( See Pic. H )
	<b>其他</b> Others	2322302652_五芯总线(14AWG,TC-ER, 2m,棕-黑-灰-浅蓝-黄绿) ( 见图 A ) 2322302652_5C Bus Cable(14AWG,TC, 2m,BN-BK-GY-BU-YG) ( See Pic. A ) 2322402652_五芯总线(14AWG, TC-ER, 4m,棕-黑-灰-浅蓝-黄绿) ( 见图 A ) 2322402652_5C Bus Cable(14AWG,TC, 4m,BN-BK-GY-BU-YG) ( See Pic. A ) 2322302552_五芯总线(14AWG, TC-ER,2m,黑-红-蓝-白-绿) ( 见图 A ) 2322302552_5-wire Bus Cable(14AWG,TC-ER, 2m, BK-RD-BU-WT-GN) ( See Pic. A ) 2322402552_五芯总线(14AWG, TC-ER,4m,黑-红-蓝-白-绿) ( 见图 A ) 2322402552_5-wire Bus Cable(14AWG,TC-ER, 4m, BK-RD-BU-WT-GN) ( See Pic. A )	2062050005_五芯总线尾端保护盖 ( 见图 B ) 2062050005_5-wire Bus Cable End Cap ( See Pic. B )	2061252032_五芯总线T头保护盖 ( 见图 C ) 2061252032_5-wire Bus Cable T-CONN Cap ( See Pic. C )					

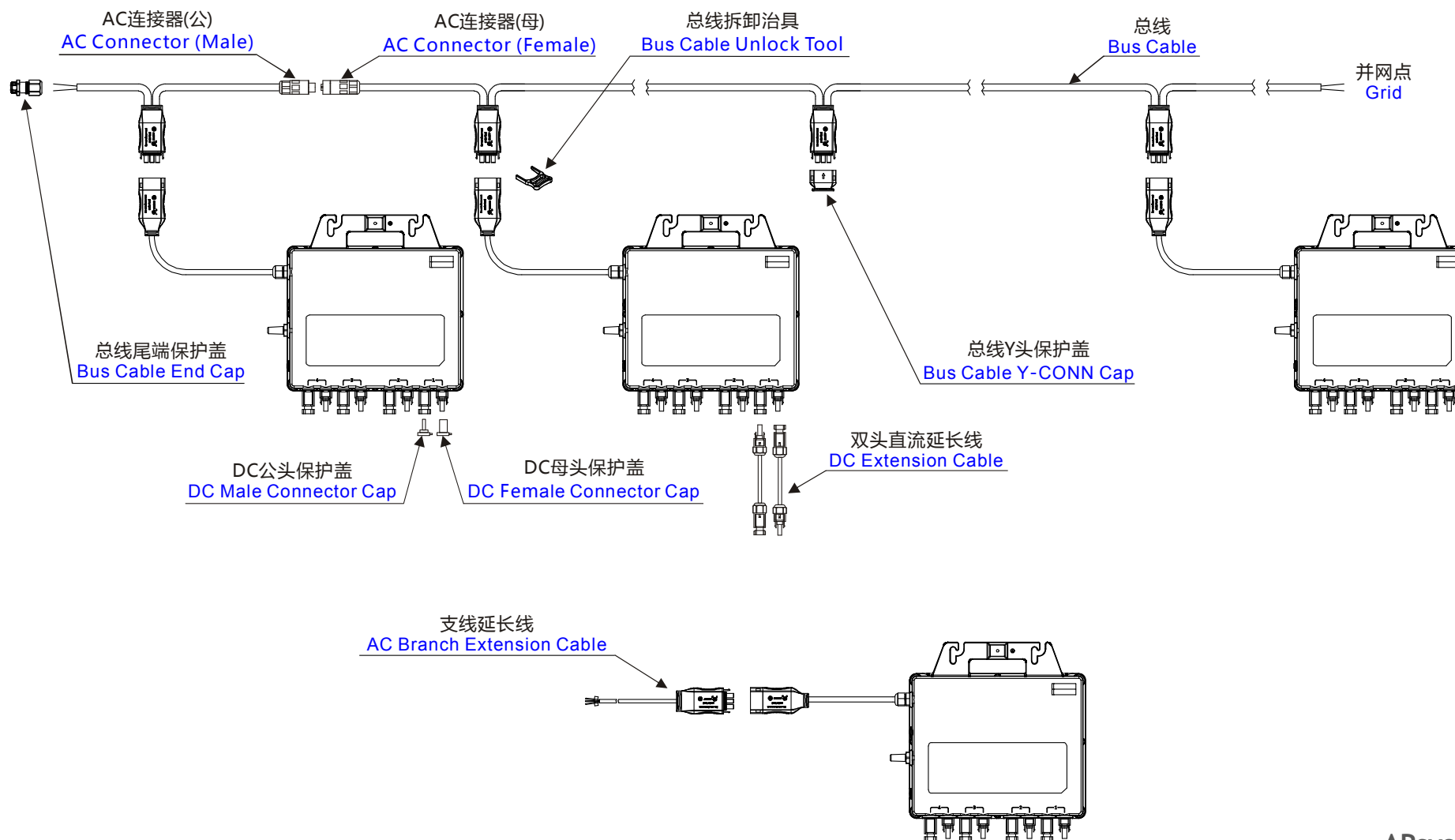


### 3. 实物图 Physical Picture

<b>总线</b> <b>Bus Cable</b>	<b>总线尾端保护盖</b> <b>Bus Cable End Cap</b>	<b>总线 T 头保护盖</b> <b>Bus Cable T-CONN Cap</b>	<b>双头直流延长线</b> <b>DC Extension Cable</b>	<b>DC 公头保护盖</b> <b>DC Male Connector Cap</b>	<b>DC 母头保护盖</b> <b>DC Female Connector Cap</b>
 <p>图 A Pic. A</p>	 <p>图 B Pic. B</p>	 <p>图 C Pic. C</p>	 <p>图 D Pic. D</p>	 <p>图 E Pic. E</p>	 <p>图 F Pic. F</p>
<b>AC 连接器 (公)</b> <b>AC Connector (Male)</b>	<b>AC 连接器 (母)</b> <b>AC Connector (Female)</b>				
 <p>图 G Pic. G</p>	 <p>图 H Pic. H</p>				

## QS1 配件 QS1 Accessory

### 1. 接线示意图 Wiring Diagram



APsystems

APsystems Australia  
Suite 502, 8 Help Street, Chatswood NSW 2067 Australia  
+61 (0)2-8034-6587 | global.APsistemas.com

## 2. 配件汇总表 Accessories Summary

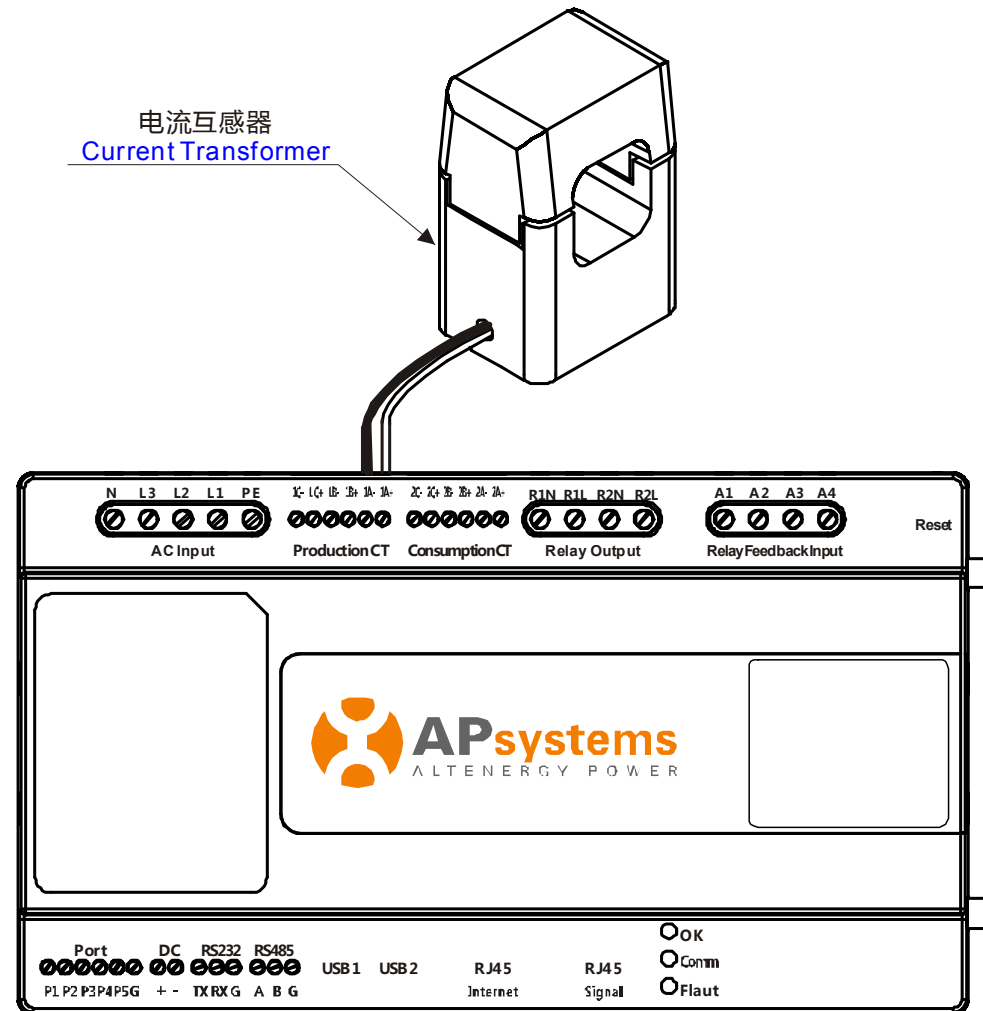
地区 Region	配件 Accessories									
	总线 (必配) Bus Cable (Mandatory)	支线延长线 (选配) AC Branch Extension Cable (Optional)	总线尾端保护 盖 (必配) Bus Cable End Cap (Mandatory)	总线 Y 头保护 盖 (选配) Bus Cable Y-CONN Cap (Optional)	总线拆卸治具 (必配) Bus Cable Unlock Tool (Mandatory)	DC 公头保护 盖 (选配) DC Male Connector Cap (Optional)	DC 母头保护 盖 (选配) DC Female Connector Cap (Optional)	AC 连接器 (公)(选配) AC Connector (Male) (Optional)	AC 连接器 (母)(选配) AC Connector (Female) (Optional)	双头直流延长 线 (选配) DC Extension Cable (Optional)
APAC	2322304703 _Y2 总线 (2.5mm <sup>2</sup> ,PV 07AC-F,2m, 棕-蓝) (见图 A) 2322304703_Y 2 Bus Cable(2.5mm <sup>2</sup> ,PV,2m,BN-BU) ( See Pic. A )	2334071112 _Y2 支线延长 线( 2.5mm <sup>2</sup> , PV07AC-F , 1m , 棕-蓝) (见图 B) 2334071112_ Y2 Br. Ext-Cable(2.5 mm <sup>2</sup> ,PV,1m,B N-BU) ( See Pic. B )	2060700007 _三/四芯总线 尾端保护盖 (见图 C) 2060700007_ 3/4-wire Bus Cable End Cap ( See Pic. C )	2061702007 _总线 Y 头保 护盖 (见图 D) 2061702007_ Bus Cable Y-CONN Cap ( See Pic. D )	2352000001 _Y 总线拆卸治 具 (见图 E) 2352000001_ Y Bus Cable Unlock Tool ( See Pic. E )	2060401006 _DC 公头保护 盖 ( MC4 ) (见图 F) 2060401006_ DC Male Connector Cap ( MC4 ) ( See Pic. F )	2060402006 _DC 母头保护 盖 ( MC4 ) (见图 G) 2060402006_ DC Female Connector Cap ( MC4 ) ( See Pic. G )	2300531032 _AC 连接器 (EN,三 芯,25A,公) (见图 H) 2300531032_ 25A AC Male Connector (EN,3-wire) ( See Pic. H )	2300532032 _AC 连接器 (EN,三 芯,25A,母) (见图 I) 2300532032_ 25A AC Female Connector (EN,3-wire) ( See Pic. I )	2310310274 _1m 双头直流 延长线(MC4) (见图 J) 2310310274_ 1m DC Extension Cable ( MC4 ) ( See Pic. J ) 2310360214 _2m 双头直流 延长线(MC4) (见图 J) 2310360214_ 2m DC Extension Cable ( MC4 ) ( See Pic. J )

### 3. 实物图 Physical Picture

<b>总线</b> <b>Bus Cable</b>	<b>支线延长线</b> <b>AC Branch Extension Cable</b>	<b>总线尾端保护盖</b> <b>Bus Cable End Cap</b>	<b>总线 Y 头保护盖</b> <b>Bus Cable Y-CONN Cap</b>	<b>总线拆卸治具</b> <b>Bus Cable Unlock Tool</b>	<b>DC 公头保护盖</b> <b>DC Male Connector Cap</b>
 <p>图 A Pic. A</p>	 <p>图 B Pic. B</p>	 <p>图 C Pic. C</p>	 <p>图 D Pic. D</p>	 <p>图 E Pic. E</p>	 <p>图 F Pic. F</p>
<b>DC 母头保护盖</b> <b>DC Female Connector Cap</b>	<b>AC 连接器 (公)</b> <b>AC Connector (Male)</b>	<b>AC 连接器 (母)</b> <b>AC Connector (Female)</b>	<b>双头直流延长线</b> <b>DC Extension Cable</b>		
 <p>图 G Pic. G</p>	 <p>图 H Pic. H</p>	 <p>图 I Pic. I</p>	 <p>图 J Pic. J</p>		

## ECU-C 配件 ECU-C Accessory

### 1. 接线示意图 Wiring Diagram



APsystems

APsystems Australia  
Suite 502, 8 Help Street, Chatswood NSW 2067 Australia  
+61 (0)2-8034-6587 | global.APsystems.com

## 2. 配件汇总表 **Accessories Summary**

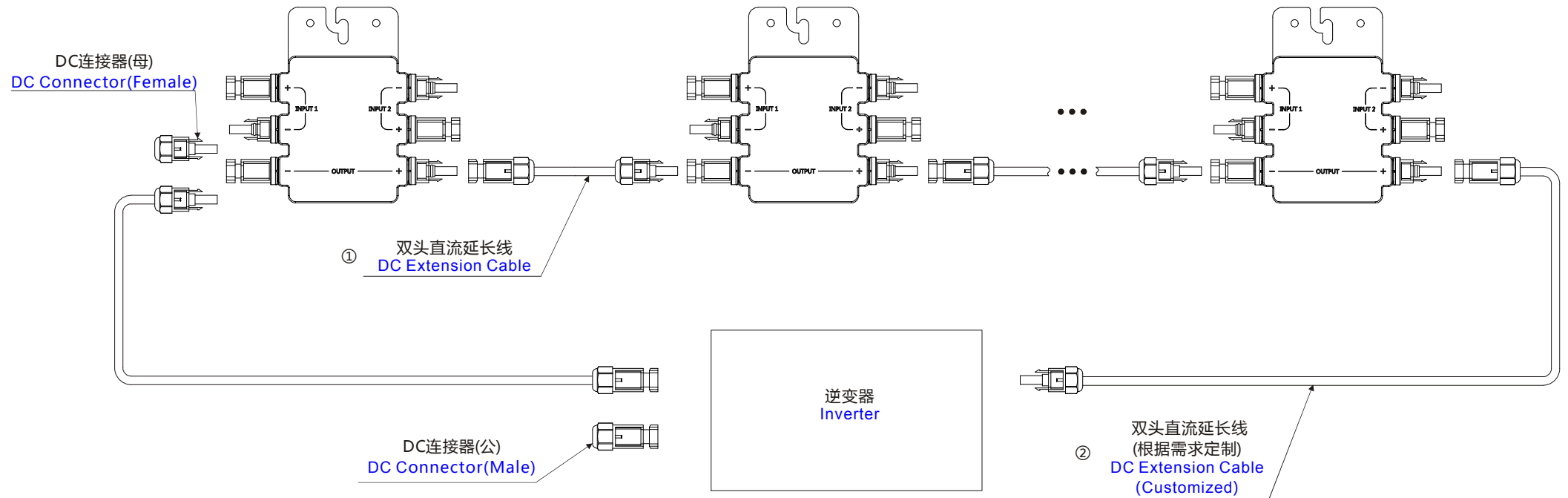
地区 Region	配件 <b>Accessory</b>
APAC -SAA (205024)	<p style="text-align: center;"><b>电流互感器 (选配)</b> <b>Current Transformer (Optional)</b></p> <p>18083020112_电流互感器(80A/26.6mA) (见图 A)  <b>18083020112_Current Transformer(80A/26.6mA) ( See Pic. A )</b>            18083020012_电流互感器(200A/66.6mA) (见图 B)  <b>18083020012_Current Transformer(200A/66.6mA) ( See Pic. B )</b></p>

## 3. 实物图 **Physical Picture**



# OPT700 配件 OPT700 Accessory

## 1. 接线示意图 Wiring Diagram



**APsystems**

APsystems Australia  
 Suite 502, 8 Help Street, Chatswood NSW 2067 Australia  
 +61 (0)2-8034-6587 | global.APsystems.com

## 2. 配件汇总表 Accessories Summary

地区 Region	配件 Accessory			
	① 双头直流延长线 ( 必配 ) DC Extension Cable ( Mandatory )	② 双头直流延长线 ( 选配 ) DC Extension Cable ( Optional )	DC 连接器 ( 公 ) ( 选配 ) DC Connector(Male) ( Optional )	DC 连接器 ( 母 ) ( 选配 ) DC Connector(Female) ( Optional )
APAC (401000)	2311610208_1m 双头直流延长线(BC03A) 2311610238_2m 双头直流延长线(BC03A) ( 见图 A ) 2311610208_1m DC Extension Cable(BC03A) 2311610238_2m DC Extension Cable(BC03A) ( See Pic. A )	根据需求定制 ( 见图 A ) Customized ( See Pic. A )	2055114011_DC 连接器 (MC4 公) ( 见图 B ) 2055114011_DC Connector (MC4 Male) ( See Pic. B )	2055124011_DC 连接器 (MC4 母) ( 见图 C ) 2055124011_DC Connector (MC4 Female) ( See Pic. C )

## 3. 实物图 Physical Picture

双头直流延长线 DC Extension Cable	DC 连接器 ( 公 ) DC Connector(Male)	DC 连接器 ( 母 ) DC Connector(Female)
		
图 A Pic. A	图 B Pic. B	图 C Pic. C

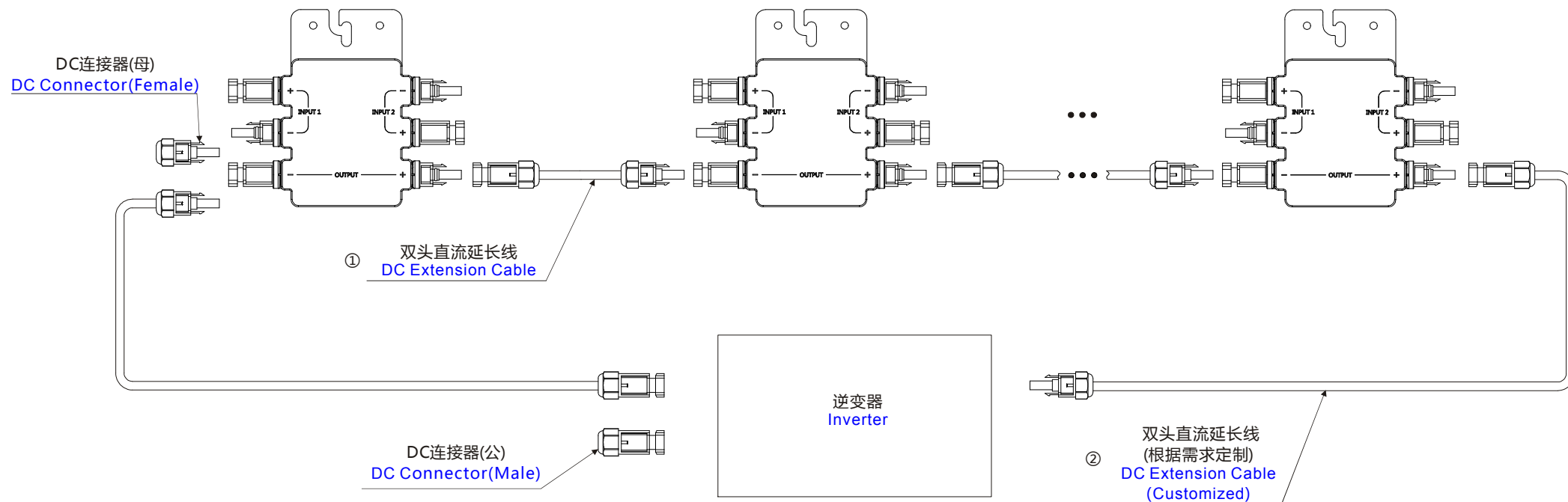
APsystems

APsystems Australia  
Suite 502, 8 Help Street, Chatswood NSW 2067 Australia  
+61 (0)2-8034-6587 | global.APsistemas.com



## OPT700-RS 配件 OPT700-RS Accessory

### 1. 接线示意图 Wiring Diagram



**APsystems**

APsystems Australia  
Suite 502, 8 Help Street, Chatswood NSW 2067 Australia  
+61 (0)2-8034-6587 | global.APsystems.com

## 2. 配件汇总表 Accessories Summary

地区 Region	配件 Accessory			
	① 双头直流延长线 ( 必配 ) DC Extension Cable ( Mandatory )	② 双头直流延长线 ( 选配 ) DC Extension Cable ( Optional )	DC 连接器 ( 公 ) ( 选配 ) DC Connector(Male) ( Optional )	DC 连接器 ( 母 ) ( 选配 ) DC Connector(Female) ( Optional )
APAC (402000)	2311610208_1m 双头直流延长线(BC03A) 2311610238_2m 双头直流延长线(BC03A) ( 见图 A ) 2311610208_1m DC Extension Cable(BC03A) 2311610238_2m DC Extension Cable(BC03A) ( See Pic. A )	根据需求定制 ( 见图 A ) Customized ( See Pic. A )	2055114011_DC 连接器 (MC4 公) ( 见图 B ) 2055114011_DC Connector (MC4 Male) ( See Pic. B )	2055124011_DC 连接器 (MC4 母) ( 见图 C ) 2055124011_DC Connector (MC4 Female) ( See Pic. C )

## 3. 实物图 Physical Picture

双头直流延长线 DC Extension Cable	DC 连接器 ( 公 ) DC Connector(Male)	DC 连接器 ( 母 ) DC Connector(Female)
		
图 A Pic. A	图 B Pic. B	图 C Pic. C

APsystems

APsystems Australia  
Suite 502, 8 Help Street, Chatswood NSW 2067 Australia  
+61 (0)2-8034-6587 | global.APsistemas.com

### 版本修订历史记录

版本	修订内容	修订日期
REV2.2	添加机型，添加变更履历表	2017-4-26
REV2.3	添加 article no.	2017-6-27
REV2.4	YC500A 尾电缆和延长线变更；YC600 总线和支线延长线变更、T 头保护盖更新；YC1000-3 2m 总线删除	2017-12-14
REV2.5	区域调整；添加 YC500I 机型；更改 YC500I/YC600 支线延长线（棕-蓝-黄绿）英文名	2017-12-25
REV2.6	YC500I 增加五芯连接器；增加 ECU-C 配件/OPT700 配件/OPT700-RS 配件/QS1200 配件；更新文件名；更新 YC1000-3 接线图，增加 YC1000-3 2m 总线	2018-03-20
REV2.7	YC500A 接线图修改，QS1200 总线变更为 2 芯，增加支线延长线，YC1000 五芯总线尾端保护盖变更	2018-04-28
REV2.8	新增 YC1000&QS1200 双头直流延长线料号	2018-05-11
REV2.9	QS1200 的名称变更为 QS1，更新 Y2 支线延长线料号	2018-7-26
编制：于彩美		日期：2018-07-26
审核：陈天星		日期：2018-07-26

APsystems Australia

Suite 502, 8 Help Street, Chatswood NSW 2067 Australia

+61 (0)2-8034-6587 | global.APsistemas.com