



## 昱能 APAC 配件

### APsystems (APAC) Accessories

Rev 2.6

ALTENERGY POWER SYSTEM Inc.  
global.APsystems.com

APsystems Australia  
Suite 502, 8 Help Street, Chatswood NSW 2067 Australia  
Tel: +61 (0)2-8034-6587  
Mail: info.apac@APsystems.com

© All Rights Reserved

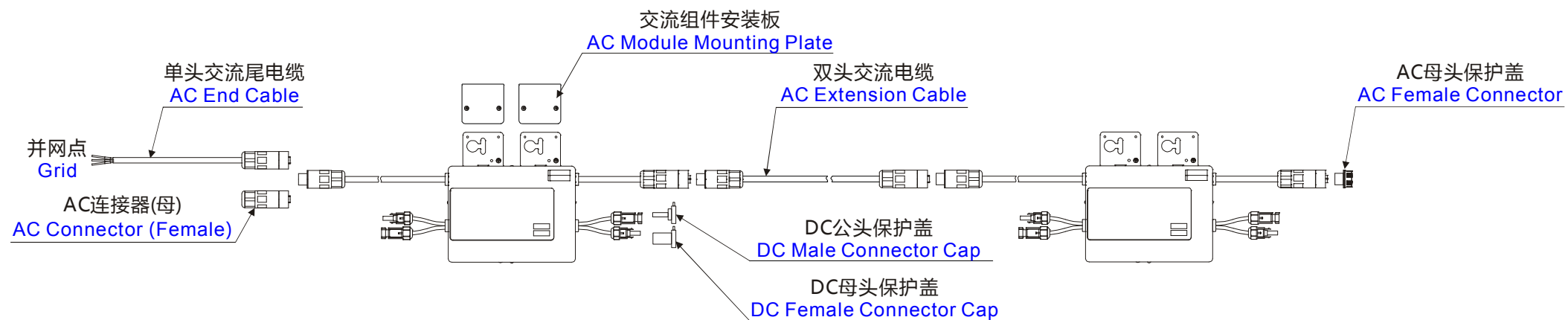
## 目录 Contents

|                                     |    |
|-------------------------------------|----|
| YC500A 配件 YC500A Accessory.....     | 3  |
| 1. 接线示意图 Wiring Diagram.....        | 3  |
| 2. 配件汇总表 Accessories Summary.....   | 4  |
| 3. 实物图 Physical Picture.....        | 5  |
| YC500I 配件 YC500I Accessory.....     | 6  |
| 1. 接线示意图 Wiring Diagram.....        | 6  |
| 2. 配件汇总表 Accessories Summary.....   | 7  |
| 3. 实物图 Physical Picture.....        | 9  |
| YC600 配件 YC600 Accessory.....       | 10 |
| 1. 接线示意图 Wiring Diagram.....        | 10 |
| 2. 配件汇总表 Accessories Summary.....   | 11 |
| 3. 实物图 Physical Picture.....        | 13 |
| YC1000-3 配件 YC1000-3 Accessory..... | 14 |
| 1. 接线示意图 Wiring Diagram.....        | 14 |
| 2. 配件汇总表 Accessories Summary.....   | 15 |
| 3. 实物图 Physical Picture.....        | 16 |
| QS1200 配件 QS1200 Accessory.....     | 17 |
| 1. 接线示意图 Wiring Diagram.....        | 17 |
| 2. 配件汇总表 Accessories Summary.....   | 18 |
| 3. 实物图 Physical Picture.....        | 19 |
| ECU-C 配件 ECU-C Accessory.....       | 20 |
| 1. 接线示意图 Wiring Diagram.....        | 20 |
| 2. 配件汇总表 Accessories Summary.....   | 21 |
| 3. 实物图 Physical Picture.....        | 21 |
| OPT700 配件 OPT700 Accessory.....     | 22 |
| 1. 接线示意图 Wiring Diagram.....        | 22 |
| 2. 配件汇总表 Accessories Summary.....   | 23 |
| 3. 实物图 Physical Picture.....        | 23 |

|                                       |    |
|---------------------------------------|----|
| OPT700-RS 配件 OPT700-RS Accessory..... | 24 |
| 1. 接线示意图 Wiring Diagram.....          | 24 |
| 2. 配件汇总表 Accessories Summary.....     | 25 |
| 3. 实物图 Physical Picture.....          | 25 |

## YC500A 配件 YC500A Accessory

### 1. 接线示意图 Wiring Diagram










**APsystems**

APsystems Australia  
Suite 502, 8 Help Street, Chatswood NSW 2067 Australia  
+61 (0)2-8034-6587 | global.APsistemas.com

## 2. 配件汇总表 Accessories Summary

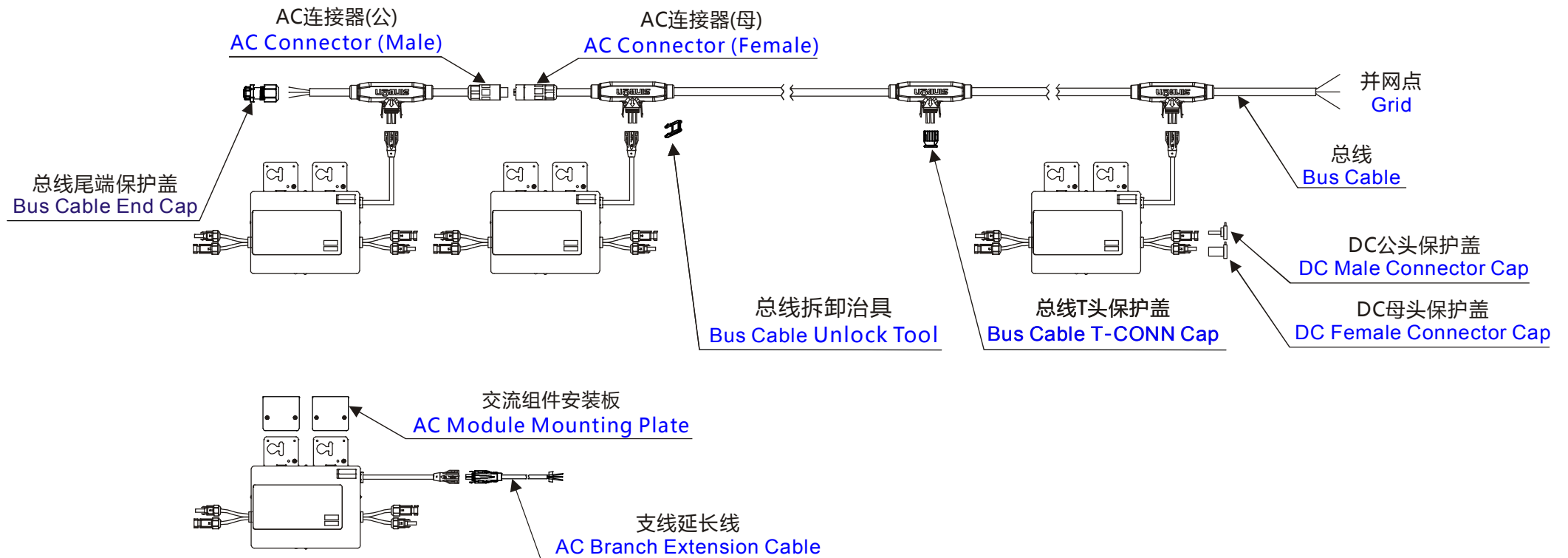
| 地区<br>Region |  | 配件 Accessories   |  |  |   |   |   |   |
|--------------|--|--|--|--|---|---|---|---|
|              |  | 单头交流尾电缆 ( 选配 )<br>AC End Cable ( Optional )  | 双头交流电缆 ( 选配 )<br>AC Extension Cable ( Optional )   | AC 母头保护盖 ( 必配 )<br>AC Female Connector Cap ( Mandatory )   | AC 连接器 ( 母 ) ( 选配 )<br>AC Connector ( Female ) ( Optional )   | DC 公头保护盖 ( 选配 )<br>DC Male Connector Cap ( Optional )   | DC 母头保护盖 ( 选配 )<br>DC Female Connector Cap ( Optional )   | 交流组件安装板 ( 选配 )<br>AC Module Mounting Plate ( Optional )                                 |
| APAC         | <b>澳大利亚</b><br>Australia<br>-SAA<br>(101024)<br><b>斯里兰卡</b><br>Sri Lanka | 2334011132_2m 单头交流尾电缆<br>(12AWG,TC-ER,25A,棕-蓝-黄绿)<br>( 见图 A )<br>2334011132_2m AC End Cable<br>(12AWG, TC,25A, BN-BU-YG)<br>( See Pic. A )   | 2335011132_2m 双头交流电缆<br>(12AWG,TC-ER,25A,棕-蓝-黄绿)<br>( 见图 B )<br>2335011132_2m AC Ext-Cable<br>(12AWG,TC,25A,BN-BU-YG)<br>( See Pic. B )  | 2061002002_25A 母头保护盖(EN,三芯)<br>( 见图 C )<br>2061002002_25 A AC Female Connector Cap<br>( See Pic. C ) | 2300532032 AC 连接器 (EN,三芯, 25A,母)<br>( 见图 D )<br>2300532032_25 A AC Female Connector (EN,3-wire)<br>( See Pic. D ) | 2060401006 DC 公头保护盖 ( MC4 )<br>( 见图 E )<br>2060401006 DC Male Connector Cap ( MC4 )<br>( See Pic. E ) | 2060402006 DC 母头保护盖 ( MC4 )<br>( 见图 F )<br>2060402006 DC Female Connector Cap ( MC4 )<br>( See Pic. F ) | 2160140014 交流组件安装板<br>( 见图 G )<br>2160140014 AC Module Mounting Plate<br>( See Pic. G ) |
|              | 其他<br>Others   | 2334011132_2m 单头交流尾电缆<br>(12AWG,TC-ER,25A,棕-蓝-黄绿)<br>( 见图 A )<br>2334011132_2m AC End Cable<br>(12AWG, TC,25A, BN-BU-YG)<br>( See Pic. A )<br><br>2334012122_2m 单头交流尾电缆<br>(12AWG, TC-ER cUL,25A,黑-红-白)<br>( 见图 A )<br>2334012122_2m AC End Cable<br>( 12AWG,TC-ER cUL, 25A,BK-RD-WH )<br>( See Pic. A ) | 2335011132_2m 双头交流电缆<br>(12AWG,TC-ER,25A,棕-蓝-黄绿)<br>( 见图 B )<br>2335011132_2m AC Ext-Cable<br>(12AWG,TC,25A,BN-BU-YG)<br>( See Pic. B )<br><br>2335012122_2m 双头交流电缆<br>(12AWG, TC-ER cUL, 25A,黑-红-白)<br>( 见图 B )<br>2335012122_2m AC Extension Cable<br>( 12AWG, TC-ER cUL,25A, BK-RD-WH )<br>( See Pic. B ) |  |   |   |   |   |

### 3. 实物图 Physical Picture

| <b>单头交流尾电缆</b><br><b>AC End Cable</b>  | <b>双头交流电缆</b><br><b>AC Extension Cable</b>  | <b>AC 母头保护盖</b><br><b>AC Female Connector Cap</b>  | <b>AC 连接器(母)</b><br><b>AC Connector(Female)</b>   | <b>DC 公头保护盖</b><br><b>DC Male Connector Cap</b>   |
|--|---|--|---|---|
|  <p>图 A Pic. A</p>  |  <p>图 B Pic. B</p>   |  <p>图 C Pic. C</p> |  <p>图 D Pic. D</p> |  <p>图 E Pic. E</p> |
| <b>DC 母头保护盖</b><br><b>DC Female Connector Cap</b>  | <b>交流组件安装板</b><br><b>AC Module Mounting Plate</b>   |  |   |   |
|  <p>图 F Pic. F</p> |  <p>图 G Pic. G</p> |  |   |   |

## YC500I 配件 YC500I Accessory

### 1. 接线示意图 Wiring Diagram



## 2. 配件汇总表 Accessories Summary

| 地区<br>Region |                       | 配件 Accessories  |  |  |  |   |  |  |  |   |  |
|--------------|-----------------------|---|--|--|--|---|--|--|--|---|--|
|              |                       | 总线 (必配)<br>Bus Cable<br>(Mandatory)   | 支线延长线<br>(选配)<br>AC Branch Extension<br>Cable (Optional)                               | 总线尾端保<br>护盖 (必配)<br>Bus Cable End<br>Cap<br>(Mandatory)      | 总线 T 头保<br>护盖 (选配)<br>Bus Cable<br>T-CONN Cap<br>(Optional)        | 总线拆卸治<br>具 (必配)<br>Bus Cable<br>Unlock Tool<br>(Mandatory)          | DC 公头保护<br>盖 (选配)<br>DC Male<br>Connector<br>Cap (Optional)      | DC 母头保护<br>盖 (选配)<br>DC Female<br>Connector<br>Cap (Optional)      | AC 连接器<br>(公)(选配)<br>AC Connector<br>(Male)<br>(Optional)              | AC 连接器<br>(母)(选配)<br>AC Connector<br>(Female)<br>(Optional)                 | 交流组件安<br>装板 (选配)<br>AC Module<br>Mounting<br>Plate<br>(Optional) |
| APAC         | 澳大利亚<br>Australia     | 2322300153_三<br>芯总线 2.5mm <sup>2</sup> ,<br>PV07AC-F, 2m,<br>棕-蓝-黄绿)<br>(见图 A)          | 2334031132_三芯支<br>线延长线 (1.0mm <sup>2</sup> ,<br>PV07AC-F, 2m, 棕-<br>蓝-黄绿)<br>(见图 B)    | 2060700007<br>_三/四芯总<br>线尾端保护<br>盖<br>(见图 C)                 | 2060632007<br>_三/四芯总<br>线T头保护盖<br>(见图 D)                           | 2351000001<br>_三/四芯总<br>线拆卸治具<br>(见图 E)                             | 2060401006<br>_DC 公头保<br>护盖 (MC4)<br>(见图 F)                      | 2060402006<br>_DC 母头保<br>护盖 (MC4)<br>(见图 G)                        | 2300531032<br>_AC 连接器<br>(EN,三芯,<br>25A,公)<br>(见图 H)                   | 2300532032<br>_AC 连接器<br>(EN,三芯,<br>25A,母)<br>(见图 I)                        | 2160140014<br>_交流组件安<br>装板<br>(见图 J)                             |
|              | 斯里<br>兰卡<br>Sri Lanka | 2322300153_3C<br>Bus Cable<br>(2.5mm <sup>2</sup> , PV,<br>2m,BN-BU-YG)<br>(See Pic. A) | 2334031132_3C Br.<br>Ext-Cable(1.0mm <sup>2</sup> ,<br>PV,2m,BN-BU-YG)<br>(See Pic. B) | 2060700007_<br>3/4-wire Bus<br>Cable End Cap<br>(See Pic. C) | 2060632007_<br>3/4-wire Bus<br>Cable T-CONN<br>Cap<br>(See Pic. D) | 2351000001_<br>3/4-wire Bus<br>Cable Unlock<br>Tool<br>(See Pic. E) | 2060401006_<br>DC Male<br>Connector<br>Cap (MC4)<br>(See Pic. F) | 2060402006_<br>DC Female<br>Connector<br>Cap (MC4)<br>(See Pic. G) | 2300531032_<br>25A AC Male<br>Connector<br>(EN,3-wire)<br>(See Pic. H) | 2300532032_<br>25A AC<br>Female<br>Connector<br>(EN,3-wire)<br>(See Pic. I) | 2160140014_<br>AC Module<br>Mounting<br>Plate<br>(See Pic. J)    |



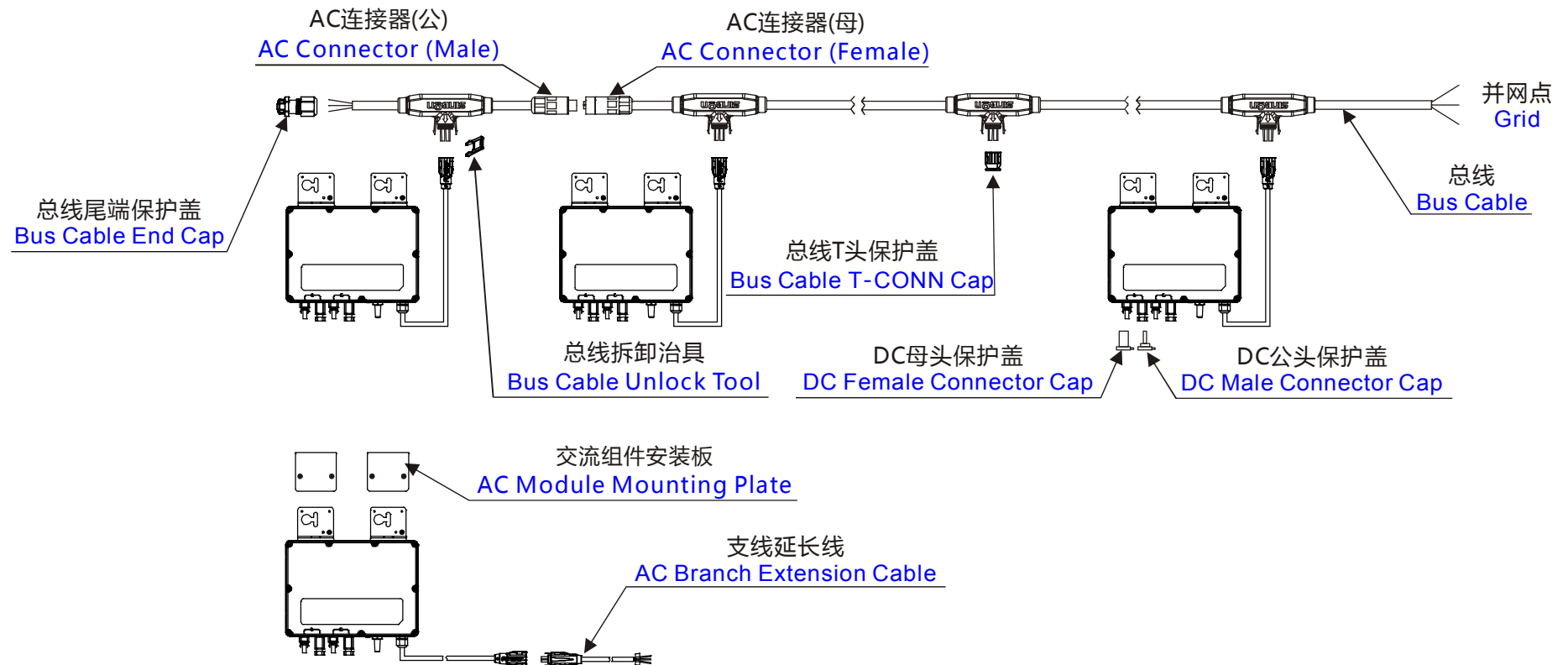
| 地区<br>Region |  | 配件 Accessories  |  |  |  |  |   |   |  |  |   |
|--------------|--|---|--|--|--|--|---|---|--|--|---|
|              |  | 总线 (必配)<br>Bus Cable<br>(Mandatory)   | 支线延长线<br>(选配)<br>AC Branch Extension<br>Cable (Optional)   | 总线尾端保<br>护盖 (必配)<br>Bus Cable End<br>Cap<br>(Mandatory)  | 总线 T 头保<br>护盖 (选配)<br>Bus Cable<br>T-CONN Cap<br>(Optional)  | 总线拆卸治<br>具 (必配)<br>Bus Cable<br>Unlock Tool<br>(Mandatory)   | DC 公头保护<br>盖 (选配)<br>DC Male<br>Connector<br>Cap( Optional)   | DC 母头保护<br>盖 (选配)<br>DC Female<br>Connector<br>Cap( Optional)   | AC 连接器<br>(公)(选配)<br>AC Connector<br>(Male)<br>(Optional)  | AC 连接器<br>(母)(选配)<br>AC Connector<br>(Female)<br>(Optional)  | 交流组件安<br>装板 (选配)<br>AC Module<br>Mounting<br>Plate<br>(Optional)                                      |
| APAC         | 其他<br>Others   | 2322300153_三<br>芯总线(2.5mm <sup>2</sup> ,<br>PV07AC-F, 2m,<br>棕-蓝-黄绿)<br>(见图 A)<br>2322300153_3C Bus<br>Cable (2.5mm <sup>2</sup> , PV,<br>2m, BN-BU-YG)<br>(See Pic. A)       | 2334031132_三芯支<br>线延长线(1.0mm <sup>2</sup> ,<br>PV07AC-F, 2m,<br>棕-蓝-黄绿)<br>(见图 B)<br>2334031132_3C Br.<br>Ext-Cable(1.0mm <sup>2</sup> ,<br>PV,2m, BN-BU-YG)<br>(See Pic. B) | 2060700007<br>_三/四芯总<br>线尾端保护<br>盖<br>(见图 C)<br>2060700007_<br>3/4-wire Bus<br>Cable End Cap<br>(See Pic. C)                     | 2060632007<br>_三/四芯总<br>线T头保护盖<br>(见图 D)<br>2060632007_<br>3/4-wire Bus<br>Cable T-CONN<br>Cap<br>(See Pic. D) | 2351000001<br>_三/四芯总<br>线拆卸治具<br>(见图 E)<br>2351000001_<br>3/4-wire Bus<br>Cable Unlock<br>Tool<br>(See Pic. E) | 2060401006<br>_DC 公头保<br>护盖 (MC4)<br>(见图 F)<br>2060401006_<br>DC Male<br>Connector<br>Cap (MC4)<br>(See Pic. F) | 2060402006<br>_DC 母头保<br>护盖 (MC4)<br>(见图 G)<br>2060402006_<br>DC Female<br>Connector<br>Cap (MC4)<br>(See Pic. G) | 2300531032<br>_AC 连接器<br>(EN,三芯,<br>25A,公)<br>(见图 H)<br>2300531032_<br>25A AC Male<br>Connector<br>(EN,3-wire)<br>(See Pic. H) | 2300532032<br>_AC 连接器<br>(EN,三芯,<br>25A,母)<br>(见图 I)<br>2300532032_<br>25A AC Female<br>Connector<br>(EN,3-wire)<br>(See Pic. I) | 2160140014<br>_交流组件安<br>装板<br>(见图 L)<br>2160140014_<br>AC Module<br>Mounting<br>Plate<br>(See Pic. L) |
|              | 2322308153_四<br>芯总线(12AWG,<br>TC-ER cUL,2m,<br>黑-红-白-绿)<br>(见图 A)<br>2322308153_4-wire<br>Bus Cable (12AWG,<br>TC-ER cUL, 2m,<br>BK-RD-WT- GN)<br>(See Pic. A) | 2334041152_四芯支<br>线延长线(18AWG,<br>TC-ER cUL,2m,<br>黑-红-白-绿)<br>(见图 B)<br>2334041152_4-wire<br>Branch Extension Cable<br>(18AWG, TC-ER cUL,<br>2m, BK-RD-WT-GN)<br>(See Pic. B) | 2300711032<br>_AC 连接器<br>(EN,五芯,<br>25A,公)<br>(见图 J)<br>2300711032_<br>25A AC Male<br>Connector<br>(EN,5-wire)<br>(See Pic. J)   | 2300812032<br>_AC 连接器<br>(EN,五芯,<br>25A,母)<br>(见图 K)<br>2300812032_<br>25A AC Female<br>Connector<br>(EN,5-wire)<br>(See Pic. K) |  |  |   |   |  |  |   |

### 3. 实物图 Physical Picture

| <b>总线</b><br>Bus Cable   | <b>支线延长线</b><br>AC Branch Extension Cable   | <b>总线尾端保护盖</b><br>Bus Cable End Cap   | <b>总线 T 头保护盖</b><br>Bus Cable T-CONN Cap  | <b>总线拆卸治具</b><br>Bus Cable Unlock Tool   | <b>DC 公头保护盖</b><br>DC Male Connector Cap  | <b>DC 母头保护盖</b><br>DC Female Connector Cap  |
|--|---|---|---|--|---|---|
|  <p>图 A Pic. A</p> |  <p>图 B Pic. B</p> |  <p>图 C Pic. C</p> |  <p>图 D Pic. D</p> |  <p>图 E Pic. E</p>  |  <p>图 F Pic. F</p> |  <p>图 G Pic. G</p> |
| <b>AC 连接器 (公)</b><br>AC Connector (Male)   | <b>AC 连接器 (母)</b><br>AC Connector (Female)  | <b>AC 连接器 (公)</b><br>AC Connector (Male)  | <b>AC 连接器 (母)</b><br>AC Connector (Female)  | <b>交流组件安装板</b><br>AC Module Mounting Plate   |   |   |
|  <p>图 H Pic. H</p> |  <p>图 I Pic. I</p> |  <p>图 J Pic. J</p> |  <p>图 K Pic. K</p>  |  <p>图 L Pic. L</p> |   |   |

## YC600 配件 YC600 Accessory

### 1. 接线示意图 Wiring Diagram



**APsystems**

APsystems Australia  
Suite 502, 8 Help Street, Chatswood NSW 2067 Australia  
+61 (0)2-8034-6587 | global.APsystems.com

## 2. 配件汇总表 Accessories Summary

| 地区<br>Region |                                       | 配件 Accessories  |   |  |  |  |   |   |  |   |  |
|--------------|---------------------------------------|---|---|--|--|--|---|---|--|---|--|
|              |                                       | 总线 (必配)<br>Bus Cable<br>(Mandatory)   | 支线延长线<br>(选配)<br>AC Branch Extension<br>Cable (Optional)  | 总线尾端保<br>护盖 (必配)<br>Bus Cable End<br>Cap<br>(Mandatory)  | 总线 T 头保<br>护盖 (选配)<br>Bus Cable<br>T-CONN Cap<br>(Optional)  | 总线拆卸治<br>具 (必配)<br>Bus Cable<br>Unlock Tool<br>(Mandatory)   | DC 公头保护<br>盖 (选配)<br>DC Male<br>Connector<br>Cap( Optional)   | DC 母头保护<br>盖 (选配)<br>DC Female<br>Connector<br>Cap( Optional)   | AC 连接器<br>(公)(选配)<br>AC Connector<br>(Male)<br>(Optional)  | AC 连接器<br>(母)(选配)<br>AC Connector<br>(Female)<br>(Optional)   | 交流组件安<br>装板 (选配)<br>AC Module<br>Mounting Plate<br>(Optional)  |
| APAC         | 澳大利亚<br>Australia<br>-SAA<br>(104024) | 2322300153_三<br>芯总线 2.5mm <sup>2</sup> ,<br>PV07AC-F, 2m,<br>棕-蓝-黄绿)<br>(见图 A)<br>2322300153_3C<br>Bus Cable<br>(2.5mm <sup>2</sup> , PV,<br>2m,BN-BU-YG)<br>( See Pic. A ) | 2334031132_三<br>芯支线延长线<br>( 1.0mm <sup>2</sup> ,<br>PV07AC-F, 2m,<br>棕-蓝-黄绿 )<br>(见图 B)<br>2334031132_3C Br.<br>Ext-Cable(1.0mm <sup>2</sup> ,<br>PV,2m,BN-BU-YG)<br>( See Pic. B ) | 2060700007<br>_三/四芯总<br>线尾端保护<br>盖<br>(见图 C)<br>2060700007_<br>3/4-wire Bus<br>Cable End Cap<br>( See Pic. C ) | 2060632007<br>_三/四芯总<br>线T头保护盖<br>(见图 D)<br>2060632007_<br>3/4-wire Bus<br>Cable T-CONN<br>Cap<br>( See Pic. D ) | 2351000001<br>_三/四芯总<br>线拆卸治具<br>(见图 E)<br>2351000001_<br>3/4-wire Bus<br>Cable Unlock<br>Tool<br>( See Pic. E ) | 2060401006<br>_DC 公头保<br>护盖 ( MC4 )<br>(见图 F)<br>2060401006_<br>DC Male<br>Connector<br>Cap ( MC4 )<br>( See Pic. F ) | 2060402006<br>_DC 母头保<br>护盖 ( MC4 )<br>(见图 G)<br>2060402006_<br>DC Female<br>Connector<br>Cap ( MC4 )<br>( See Pic. G ) | 2300531032<br>_AC 连接器<br>(EN,三芯,<br>25A,公)<br>(见图 H)<br>2300531032_<br>25A AC Male<br>Connector<br>(EN,3-wire)<br>( See Pic. H ) | 2300532032<br>_AC 连接器<br>(EN,三芯,<br>25A,母)<br>(见图 I)<br>2300532032_<br>25A AC<br>Female<br>Connector<br>(EN,3-wire)<br>( See Pic. I ) | 2160140014<br>_交流组件安<br>装板<br>(见图 J)<br>2160140014_<br>AC Module<br>Mounting Plate<br>( See Pic. J ) |

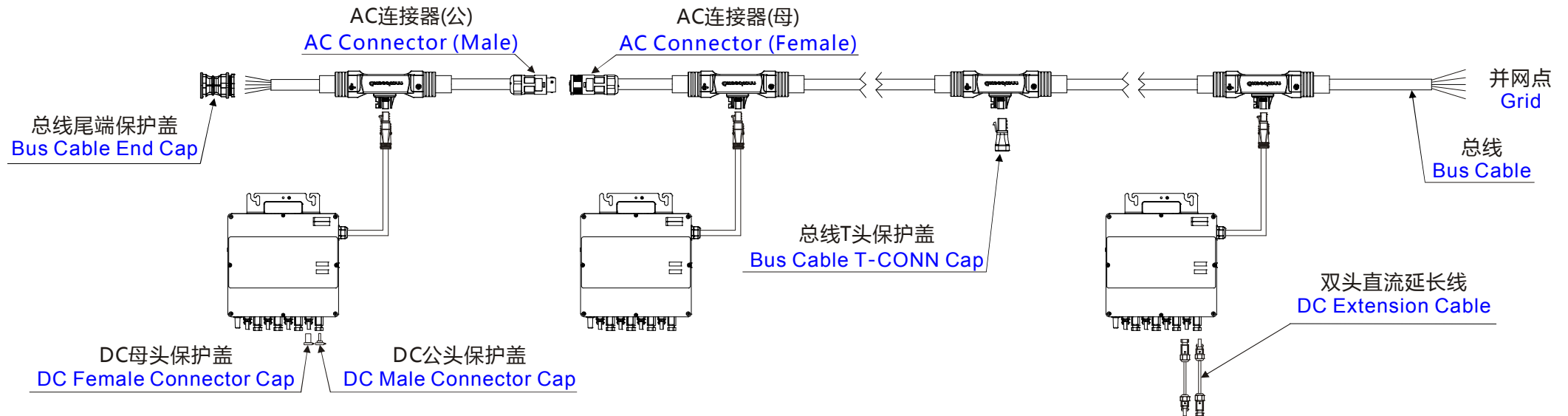
| 地区<br>Region |              | 配件 Accessories   |  |   |  |  |   |   |  |  |   |
|--------------|--------------|--|--|---|--|--|---|---|--|--|---|
|              |              | 总线 ( 标配 )<br>Bus Cable<br>( Mandatory )  | 支线延长线<br>( 选配 )<br>AC Branch Extension<br>Cable ( Optional )   | 总线尾端保<br>护盖 ( 标配 )<br>Bus Cable End<br>Cap<br>( Mandatory )   | 总线 T 头保<br>护盖 ( 选配 )<br>Bus Cable<br>T-CONN Cap<br>( Optional )  | 总线拆卸治<br>具 ( 标配 )<br>Bus Cable<br>Unlock Tool<br>( Mandatory )   | DC 公头保护<br>盖 ( 选配 )<br>DC Male<br>Connector<br>Cap( Optional )  | DC 母头保护<br>盖 ( 选配 )<br>DC Female<br>Connector<br>Cap( Optional )  | AC 连接器<br>( 公 )( 选配 )<br>AC Connector<br>( Male )<br>( Optional )  | AC 连接器<br>( 母 )( 选配 )<br>AC Connector<br>( Female )<br>( Optional )  | 交流组件安装<br>板 ( 选配 )<br>AC Module<br>Mounting Plate<br>( Optional )   |
| APAC         | 其他<br>Others | 2322300153_三<br>芯总线( 2.5mm <sup>2</sup> ,<br>PV07AC-F , 2m ,<br>棕-蓝-黄绿 )<br>( 见图 A )<br><b>2322300153_3C Bus<br/>Cable(2.5mm<sup>2</sup> , PV,<br/>2m,BN-BU-YG)</b><br>( See Pic. A )<br>2322321352_三<br>芯总线(12AWG ,<br>TC-ER cUL , 2m ,<br>黑-红-绿 )<br>( 见图 A )<br><b>2322321352_3-wire<br/>Bus Cable (12AWG,<br/>TC-ER cUL, 2m,<br/>BK-RD-GN)</b><br>( See Pic. A ) | 2334031132_三芯<br>支线延长线<br>( 1.0mm <sup>2</sup> ,<br>PV07AC-F , 2m ,<br>棕-蓝-黄绿 )<br>( 见图 B )<br><b>2334031132_3C Br.<br/>Ext-Cable(1.0mm<sup>2</sup>,<br/>PV,2m,BN-BU-YG)</b><br>( See Pic. B )<br>2334039112_三芯<br>支线延长线<br>(18AWG , TC-ER<br>cUL , 2m , 黑-红-<br>绿 ) ( 见图 B )<br><b>2334039112_3-wire<br/>Branch Extension<br/>Cable(18AWG, TC-ER<br/>cUL, 2m, BK-RD-GN)</b><br>( See Pic. B ) | 2060700007<br>_三/四芯总<br>线尾端保护<br>盖<br>( 见图 C )<br><b>2060700007_<br/>3/4-wire Bus<br/>Cable End Cap</b><br>( See Pic. C ) | 2060632007<br>_三/四芯总<br>线T头保护盖<br>( 见图 D )<br><b>2060632007_<br/>3/4-wire Bus<br/>Cable T-CONN<br/>Cap</b><br>( See Pic. D ) | 2351000001<br>_三/四芯总<br>线拆卸治具<br>( 见图 E )<br><b>2351000001_<br/>3/4-wire Bus<br/>Cable Unlock<br/>Tool</b><br>( See Pic. E ) | 2060401006<br>_DC 公头保<br>护盖 ( MC4 )<br>( 见图 F )<br><b>2060401006_<br/>DC Male<br/>Connector<br/>Cap ( MC4 )</b><br>( See Pic. F ) | 2060402006<br>_DC 母头保<br>护盖 ( MC4 )<br>( 见图 G )<br><b>2060402006_<br/>DC Female<br/>Connector<br/>Cap ( MC4 )</b><br>( See Pic. G ) | 2300531032<br>_AC 连接器<br>(EN,三芯,<br>25A,公)<br>( 见图 H )<br><b>2300531032_<br/>25A AC Male<br/>Connector<br/>(EN,3-wire)</b><br>( See Pic. H ) | 2300532032<br>_AC 连接器<br>(EN,三芯,<br>25A,母)<br>( 见图 I )<br><b>2300532032_<br/>25A AC<br/>Female<br/>Connector<br/>(EN,3-wire)</b><br>( See Pic. I ) | 2160140014<br>_交流组件安<br>装板<br>( 见图 J )<br><b>2160140014_<br/>AC Module<br/>Mounting Plate</b><br>( See Pic. J ) |

### 3. 实物图 Physical Picture

| <b>总线</b><br><b>Bus Cable</b>  | <b>支线延长线</b><br><b>AC Branch Extension Cable</b>   | <b>总线尾端保护盖</b><br><b>Bus Cable End Cap</b>  | <b>总线 T 头保护盖</b><br><b>Bus Cable T-CONN Cap</b>  | <b>总线拆卸工具</b><br><b>Bus Cable Unlock Tool</b>   | <b>DC 公头保护盖</b><br><b>DC Male Connector Cap</b>   |
|--|--|---|--|---|---|
|  <p>图 A Pic. A</p>   |  <p>图 B Pic. B</p>  |  <p>图 C Pic. C</p>  |  <p>图 D Pic. D</p>  |  <p>图 E Pic. E</p> |  <p>图 F Pic. F</p> |
| <b>DC 母头保护盖</b><br><b>DC Female Connector Cap</b>  | <b>AC 连接器 (公)</b><br><b>AC Connector (Male)</b>  | <b>AC 连接器 (母)</b><br><b>AC Connector (Female)</b>   | <b>交流组件安装板</b><br><b>AC Module Mounting Plate</b>  |   |   |
|  <p>图 G Pic. G</p> |  <p>图 H Pic. H</p> |  <p>图 I Pic. I</p> |  <p>图 J Pic. J</p> |   |   |

## YC1000-3 配件 YC1000-3 Accessory

### 1. 接线示意图 Wiring Diagram



**APsystems**

APsystems Australia  
Suite 502, 8 Help Street, Chatswood NSW 2067 Australia  
+61 (0)2-8034-6587 | [global.APsystems.com](http://global.APsystems.com)

## 2. 配件汇总表 Accessories Summary

| 地区<br>Region |  | 配件 Accessory  |   |  |   |   |   |  |  |
|--------------|--|---|---|--|---|---|---|--|--|
|              |  | 总线 (必配)<br>Bus Cable (Mandatory)  | 总线尾端保护盖 (必配)<br>Bus Cable End Cap (Mandatory)                                     | 总线 T 头保护盖 (选配)<br>Bus Cable T-CONN Cap (Optional)                                    | 双头直流延长线 (选配)<br>DC Extension Cable (Optional) | DC 公头保护盖 (选配)<br>DC Male Connector Cap (Optional)   | DC 母头保护盖 (选配)<br>DC Female Connector Cap (Optional)   | AC 连接器 (公) (选配)<br>AC Connector (Male) (Optional)  | AC 连接器 (母) (选配)<br>AC Connector (Female) (Optional)  |
| APAC         | <b>澳大利亚</b><br>Australia<br>-SAA<br>(103024) | 2322302652_五芯总线(14AWG,TC-ER, 2m,棕-黑-灰-浅蓝-黄绿) (见图 A)<br>2322302652_5C Bus Cable(14AWG,TC, 2m,BN-BK-GY-BU-YG) ( See Pic. A )<br>2322402652_五芯总线(14AWG,TC-ER, 4m,棕-黑-灰-浅蓝-黄绿) (见图 A)<br>2322402652_5C Bus Cable(14AWG,TC, 4m,BN-BK-GY-BU-YG) ( See Pic. A )  |   |  |   |   |   |  |  |
|              | <b>其他</b><br>Others                          | 2322302652_五芯总线(14AWG,TC-ER, 2m,棕-黑-灰-浅蓝-黄绿) (见图 A)<br>2322302652_5C Bus Cable(14AWG,TC, 2m,BN-BK-GY-BU-YG) ( See Pic. A )<br>2322402652_五芯总线(14AWG, TC-ER, 4m,棕-黑-灰-浅蓝-黄绿) (见图 A)<br>2322402652_5C Bus Cable(14AWG,TC, 4m,BN-BK-GY-BU-YG) ( See Pic. A )<br>2322302552_五芯总线(14AWG, TC-ER,2m,黑-红-蓝-白-绿) (见图 A)<br>2322302552_5-wire Bus Cable(14AWG,TC-ER, 2m, BK-RD-BU-WT-GN) ( See Pic. A )<br>2322402552_五芯总线(14AWG, TC-ER,4m,黑-红-蓝-白-绿) (见图 A)<br>2322402552_5-wire Bus Cable(14AWG,TC-ER, 4m, BK-RD-BU-WT-GN) ( See Pic. A ) | 2060930034_五芯总线尾端保护盖 (见图 B)<br>2060930034_5-wire Bus Cable End Cap ( See Pic. B ) | 2061252032_五芯总线T头保护盖 (见图 C)<br>2061252032_5-wire Bus Cable T-CONN Cap ( See Pic. C ) | 根据需求定制 (见图 D)<br>Customized ( See Pic. D )    | 2060401006_DC 公头保护盖 ( MC4 ) (见图 E)<br>2060401006_DC Male Connector Cap ( MC4 ) ( See Pic. E ) | 2060402006_DC 母头保护盖 ( MC4 ) (见图 F)<br>2060402006_DC Female Connector Cap ( MC4 ) ( See Pic. F ) | 2300711032_AC 连接器 (EN,五芯, 25A,公) (见图 G)<br>2300711032_25A AC Male Connector (EN,5-wire) ( See Pic. G ) | 2300812032_AC 连接器 (EN,五芯, 25A,母) (见图 H)<br>2300812032_25A AC Female Connector (EN,5-wire) ( See Pic. H ) |

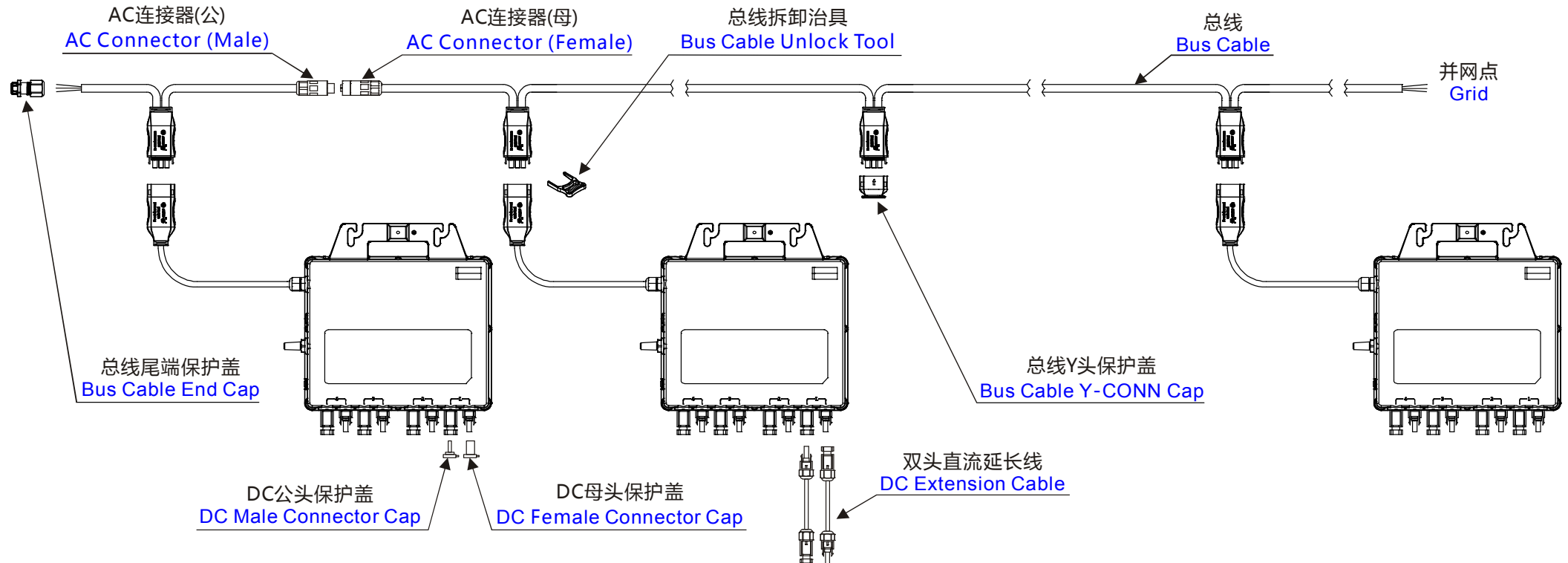


### 3. 实物图 Physical Picture

| <b>总线</b><br><b>Bus Cable</b>   | <b>总线尾端保护盖</b><br><b>Bus Cable End Cap</b>   | <b>总线 T 头保护盖</b><br><b>Bus Cable T-CONN Cap</b>  | <b>双头直流延长线</b><br><b>DC Extension Cable</b>   | <b>DC 公头保护盖</b><br><b>DC Male Connector Cap</b>   | <b>DC 母头保护盖</b><br><b>DC Female Connector Cap</b>   |
|---|--|--|---|---|---|
|  <p>图 A Pic. A</p>  |  <p>图 B Pic. B</p>  |  <p>图 C Pic. C</p> |  <p>图 D Pic. D</p> |  <p>图 E Pic. E</p> |  <p>图 F Pic. F</p> |
| <b>AC 连接器 (公)</b><br><b>AC Connector (Male)</b>   | <b>AC 连接器 (母)</b><br><b>AC Connector (Female)</b>  |  |   |   |   |
|  <p>图 G Pic. G</p> |  <p>图 H Pic. H</p> |  |   |   |   |

## QS1200 配件 QS1200 Accessory

### 1. 接线示意图 Wiring Diagram



APsystems

APsystems Australia  
Suite 502, 8 Help Street, Chatswood NSW 2067 Australia  
+61 (0)2-8034-6587 | [global.APsystems.com](http://global.APsystems.com)

## 2. 配件汇总表 Accessories Summary

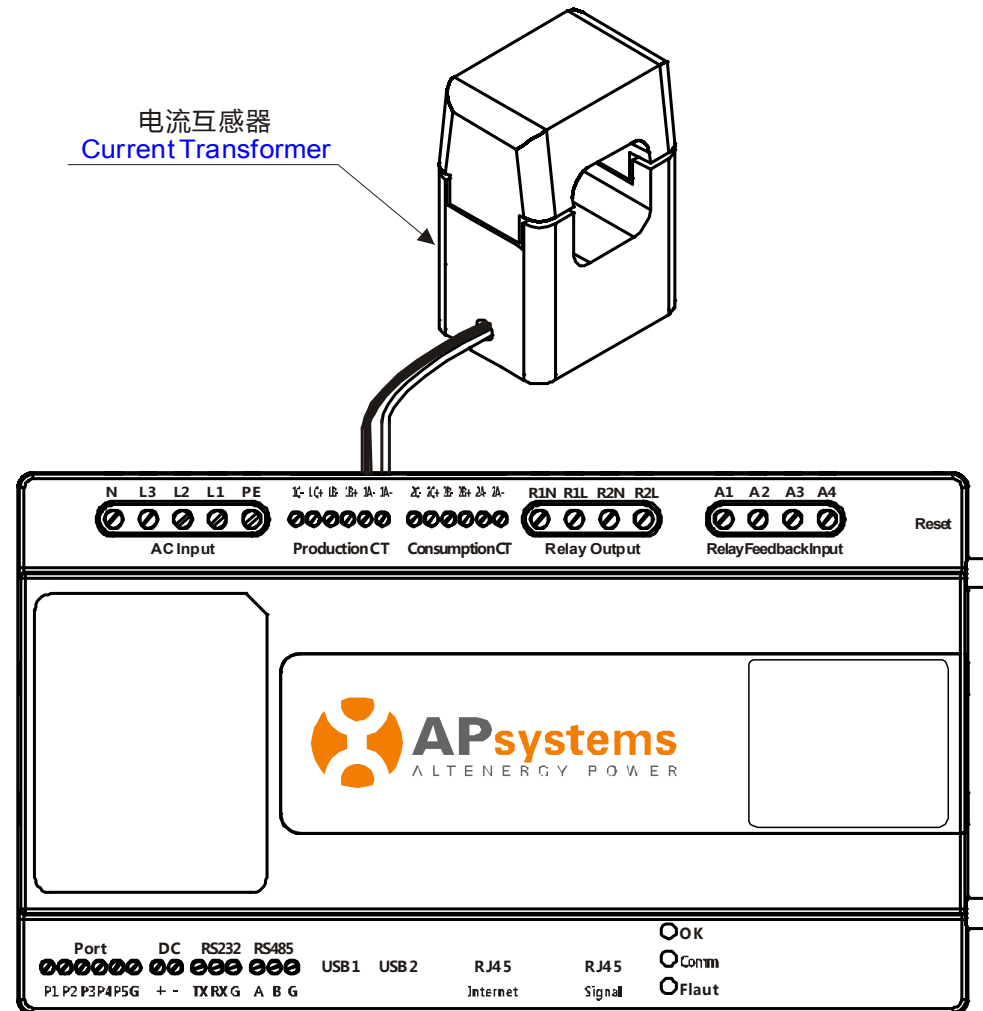
| 地区<br>Region | 配件 Accessories  |  |  |  |  |  |  |  |   |
|--------------|---|--|--|--|--|--|--|--|---|
|              | 总线 (必配)<br>Bus Cable (Mandatory)  | 总线尾端保护盖 (必配)<br>Bus Cable End Cap (Mandatory)  | 总线 Y 头保护盖 (选配)<br>Bus Cable Y-CONN Cap (Optional)  | 总线拆卸治具 (必配)<br>Bus Cable Unlock Tool (Mandatory)   | AC 连接器 (公) (选配)<br>AC Connector (Male) (Optional)  | AC 连接器 (母) (选配)<br>AC Connector (Female) (Optional)  | DC 公头保护盖 (选配)<br>DC Male Connector Cap (Optional)  | DC 母头保护盖 (选配)<br>DC Female Connector Cap (Optional)  | 双头直流延长线 (选配)<br>DC Extension Cable (Optional)           |
| APAC         | 2322300103_Y3 总线<br>(2.5mm <sup>2</sup> , PV07AC-F,2m,棕-蓝-黄绿)<br>(见图 A)<br><b>2322300103_Y3 Bus Cable(2.5mm<sup>2</sup>, PV,2m,BN-BU-YL/GN)</b><br>( See Pic. A )<br>2322301303_Y3 总线<br>(12AWG, TC-ER cUL,2m,黑-红-绿)<br>(见图 A)<br><b>2322301303_Y3 Bus Cable (12AWG,TC-ER cUL,2m, BK-RD-GN)</b><br>( See Pic. A ) | 2060700007_三/四芯总线尾端保护盖<br>(见图 B)<br><b>2060700007_3/4-wire Bus Cable End Cap</b><br>( See Pic. B ) | 2061702007_总线 Y 头保护盖<br>(见图 C)<br><b>2061702007_Bus Cable Y-CONN Cap</b><br>( See Pic. C ) | 2352000001_Y 总线拆卸治具<br>(见图 D)<br><b>2352000001_Y Bus Cable Unlock Tool</b><br>( See Pic. D ) | 2300531032_AC 连接器 (EN,三芯,25A,公)<br>(见图 E)<br><b>2300531032_25A AC Male Connector (EN,3-wire)</b><br>( See Pic. E ) | 2300532032_AC 连接器 (EN,三芯,25A,母)<br>(见图 F)<br><b>2300532032_25A AC Female Connector (EN,3-wire)</b><br>( See Pic. F ) | 2060401006_DC 公头保护盖 (MC4)<br>(见图 G)<br><b>2060401006_DC Male Connector Cap (MC4)</b><br>( See Pic. G ) | 2060402006_DC 母头保护盖 (MC4)<br>(见图 H)<br><b>2060402006_DC Female Connector Cap (MC4)</b><br>( See Pic. H ) | 根据需求定制<br>(见图 I)<br><b>Customized</b><br>( See Pic. I ) |

### 3. 实物图 Physical Picture

| <b>总线</b><br><b>Bus Cable</b>  | <b>总线尾端保护盖</b><br><b>Bus Cable End Cap</b>   | <b>总线 Y 头保护盖</b><br><b>Bus Cable Y-CONN Cap</b>   | <b>总线拆卸治具</b><br><b>Bus Cable Unlock Tool</b>  | <b>AC 连接器 (公)</b><br><b>AC Connector (Male)</b>   |
|--|--|---|--|---|
|  <p>图 A Pic. A</p>   |  <p>图 B Pic. B</p>  |  <p>图 C Pic. C</p>  |  <p>图 D Pic. D</p>  |  <p>图 E Pic. E</p> |
| <b>AC 连接器 (母)</b><br><b>AC Connector (Female)</b>  | <b>DC 公头保护盖</b><br><b>DC Male Connector Cap</b>  | <b>DC 母头保护盖</b><br><b>DC Female Connector Cap</b>   | <b>双头直流延长线</b><br><b>DC Extension Cable</b>  |   |
|  <p>图 F Pic. F</p> |  <p>图 G Pic. G</p> |  <p>图 H Pic. H</p> |  <p>图 I Pic. I</p> |   |

## ECU-C 配件 ECU-C Accessory

### 1. 接线示意图 Wiring Diagram



APsystems

APsystems Australia  
Suite 502, 8 Help Street, Chatswood NSW 2067 Australia  
+61 (0)2-8034-6587 | global.APsystems.com

## 2. 配件汇总表 Accessories Summary

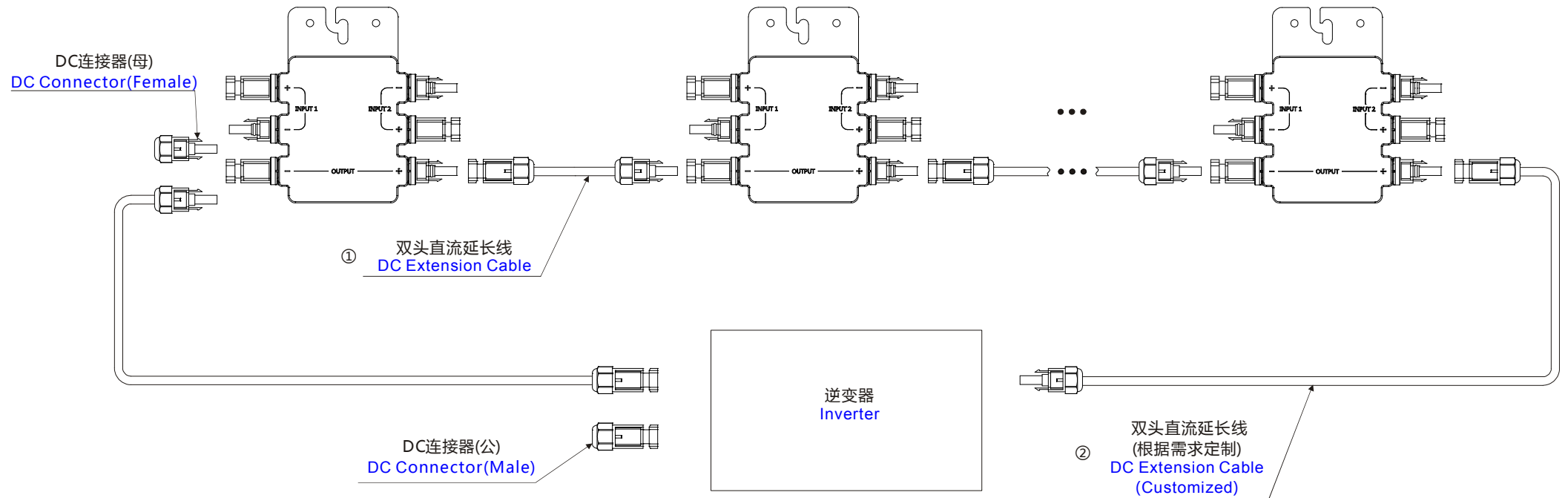
| 地区<br>Region             | 配件 Accessory  |
|--------------------------|---|
| APAC<br>-SAA<br>(205024) | <p style="text-align: center;"><b>电流互感器 (选配)</b><br/>Current Transformer ( Optional )</p> <p>18083020112_电流互感器(80A/26.6mA) ( 见图 A )<br/> <a href="#">18083020112_Current Transformer(80A/26.6mA)</a> ( See Pic. A )<br/>           18083020012_电流互感器(200A/66.6mA) ( 见图 B )<br/> <a href="#">18083020012_Current Transformer(200A/66.6mA)</a> ( See Pic. B )</p> |

## 3. 实物图 Physical Picture



# OPT700 配件 OPT700 Accessory

## 1. 接线示意图 Wiring Diagram



**APsystems**

APsystems Australia  
Suite 502, 8 Help Street, Chatswood NSW 2067 Australia  
+61 (0)2-8034-6587 | global.APsystems.com

## 2. 配件汇总表 Accessories Summary

| 地区<br>Region     | 配件 Accessory   |   |   |   |
|------------------|--|---|---|---|
|                  | ① 双头直流延长线 ( 必配 )<br>DC Extension Cable ( Mandatory )   | ② 双头直流延长线 ( 选配 )<br>DC Extension Cable ( Optional ) | DC 连接器 ( 公 ) ( 选配 )<br>DC Connector(Male) ( Optional )  | DC 连接器 ( 母 ) ( 选配 )<br>DC Connector(Female) ( Optional )  |
| APAC<br>(401000) | 2311610208_1m 双头直流延长线(BC03A)<br>2311610238_2m 双头直流延长线(BC03A)<br>( 见图 A )<br>2311610208_1m DC Extension Cable(BC03A)<br>2311610238_2m DC Extension Cable(BC03A)<br>( See Pic. A ) | 根据需求定制<br>( 见图 A )<br>Customized<br>( See Pic. A )  | 2055114011_DC 连接器<br>(MC4 公)<br>( 见图 B )<br>2055114011_DC Connector<br>(MC4 Male)<br>( See Pic. B ) | 2055124011_DC 连接器<br>(MC4 母)<br>( 见图 C )<br>2055124011_DC Connector<br>(MC4 Female)<br>( See Pic. C ) |

## 3. 实物图 Physical Picture

| 双头直流延长线<br>DC Extension Cable   | DC 连接器 ( 公 )<br>DC Connector(Male)   | DC 连接器 ( 母 )<br>DC Connector(Female)  |
|---|--|---|
|  |  |  |
| 图 A Pic. A  | 图 B Pic. B   | 图 C Pic. C  |

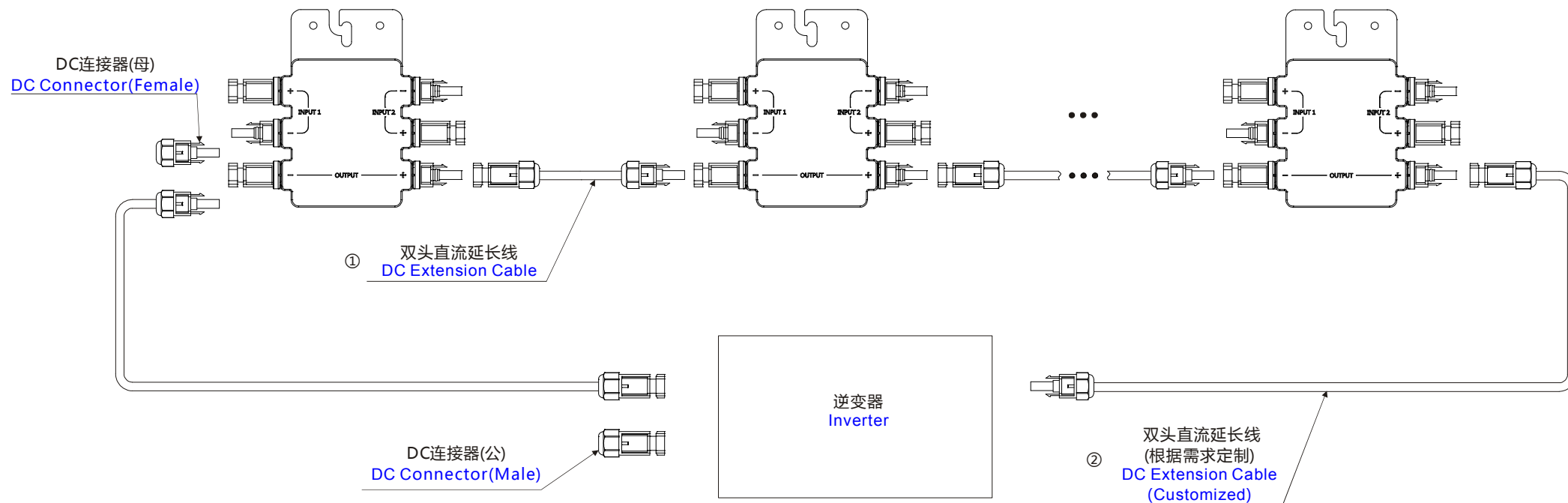
APsystems

APsystems Australia  
Suite 502, 8 Help Street, Chatswood NSW 2067 Australia  
+61 (0)2-8034-6587 | global.APsistemas.com



## OPT700-RS 配件 OPT700-RS Accessory

### 1. 接线示意图 Wiring Diagram



**APsystems**

APsystems Australia  
 Suite 502, 8 Help Street, Chatswood NSW 2067 Australia  
 +61 (0)2-8034-6587 | global.APsistemas.com

## 2. 配件汇总表 Accessories Summary

| 地区<br>Region     | 配件 Accessory   |   |   |   |
|------------------|--|---|---|---|
|                  | ① 双头直流延长线 ( 必配 )<br>DC Extension Cable ( Mandatory )   | ② 双头直流延长线 ( 选配 )<br>DC Extension Cable ( Optional ) | DC 连接器 ( 公 ) ( 选配 )<br>DC Connector(Male) ( Optional )  | DC 连接器 ( 母 ) ( 选配 )<br>DC Connector(Female) ( Optional )  |
| APAC<br>(402000) | 2311610208_1m 双头直流延长线(BC03A)<br>2311610238_2m 双头直流延长线(BC03A)<br>( 见图 A )<br>2311610208_1m DC Extension Cable(BC03A)<br>2311610238_2m DC Extension Cable(BC03A)<br>( See Pic. A ) | 根据需求定制<br>( 见图 A )<br>Customized<br>( See Pic. A )  | 2055114011_DC 连接器<br>(MC4 公)<br>( 见图 B )<br>2055114011_DC Connector<br>(MC4 Male)<br>( See Pic. B ) | 2055124011_DC 连接器<br>(MC4 母)<br>( 见图 C )<br>2055124011_DC Connector<br>(MC4 Female)<br>( See Pic. C ) |

## 3. 实物图 Physical Picture

| 双头直流延长线<br>DC Extension Cable   | DC 连接器 ( 公 )<br>DC Connector(Male)   | DC 连接器 ( 母 )<br>DC Connector(Female)  |
|---|--|---|
|  |  |  |
| 图 A Pic. A  | 图 B Pic. B   | 图 C Pic. C  |

APsystems

APsystems Australia  
Suite 502, 8 Help Street, Chatswood NSW 2067 Australia  
+61 (0)2-8034-6587 | global.APsistemas.com

| 版本修订历史记录 |   |               |
|----------|---|---------------|
| 版本       | 修订内容  | 修订日期          |
| REV2.2   | 添加机型，添加变更履历表  | 2017-4-26     |
| REV2.3   | 添加 article no.  | 2017-6-27     |
| REV2.4   | YC500A 尾电缆和延长线变更； YC600 总线和支线延长线变更、T 头保护盖更新； YC1000-3 2m 总线删除                                       | 2017-12-14    |
| REV2.5   | 区域调整；添加 YC500I 机型；更改 YC500I/YC600 支线延长线（棕-蓝-黄绿）英文名  | 2017-12-25    |
| REV2.6   | YC500I 增加五芯连接器；增加 ECU-C 配件/OPT700 配件/OPT700-RS 配件/QS1200 配件；更新文件名；更新 YC1000-3 接线图，增加 YC1000-3 2m 总线 | 2018-03-20    |
|          |   |               |
|          |   |               |
|          |   |               |
|          |   |               |
|          |   |               |
|          |   |               |
|          |   |               |
|          |   |               |
|          |   |               |
|          |   |               |
|          |   |               |
|          |   |               |
|          |   |               |
| 编制：于彩美   |   | 日期：2018-03-20 |
| 审核：陈天星   |   | 日期：2018-03-20 |